

Play, Learn & Grow

Pack

B



25 pages for sample -

From SummerPacks


Preface

Learning is an essential tool that encourages our minds and soothes our souls. Learning is mainly significant when teachers are no longer the main source of information and knowledge. For example, young people regularly use information technologies to connect with other people and information. An individual's ability to discover and critically appraise information from such sources is vital for learning throughout life.

Bookline designed "Play, Learn & Grow" packs for Playgroup to Grade 8 students. This pack accumulated a list of educational tasks to keep the child engaged in healthy learning activities. This pack is intended to do the weekly task on different ideas with little help from parents or teacher. 4 days of the week are covered with various learning skills, whereas Fridays and Saturdays are for the evaluation.

This pack is entirely based on National Curriculum of Pakistan. The pack has included language literacy, mathematical skills, the world around us, and personal development concepts. Activities are skill-based and age-appropriate.

We hope this pack will serve as an excellent resource for parents and schools.




Contents



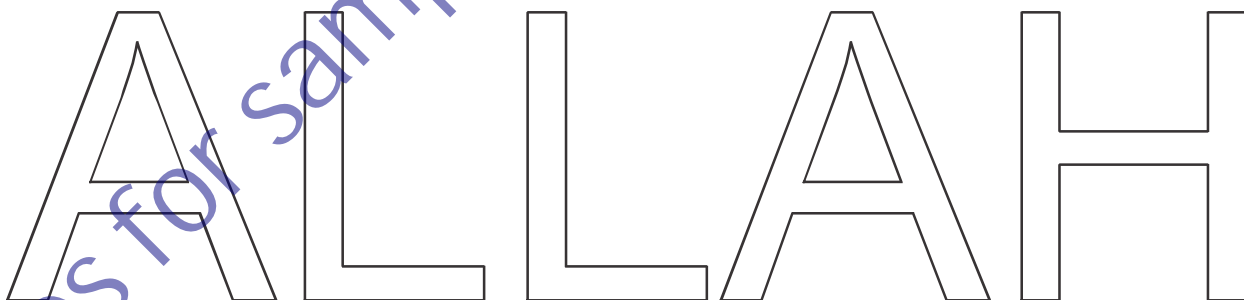
Task	Personal Development	English	Math	Urdu	
Week 1	1	<i>Allah is One</i>	<i>Tracing</i>	<i>Number 1,2</i>	حروف ا، آ کی کہانی
	2	<i>Allah's Blessings</i>	<i>Pre-Writing Practice</i>	<i>Number 3,4</i>	حروف (ب، بیہمت)
	3	<i>The Messenger</i>	<i>Letter 'Aa' 'Bb'</i>	<i>Number 5,6</i>	حروف (ٹ، ٹ، ہ، ہ)
	4	<i>Saying Bismillah</i>	<i>Letter 'Cc' 'Dd'</i>	<i>Number 7,8</i>	حروف (چ، چ، ز، ز)
Week 2	5	<i>I Know My Name</i>	<i>Letter 'Ee' 'Ff'</i>	<i>Number 9,10</i>	چھوٹی اشکال حروف (بتارخ)
	6	<i>I Like the Most</i>	<i>Letter 'Gg' 'Hh'</i>	<i>Number (1-10)</i>	عملی کام
	7	<i>Say "Thank You"</i>	<i>Letter 'Ii' 'Jj'</i>	<i>Before / After</i>	رنگوں کے نام
	8	<i>Say "Sorry"</i>	<i>Letter 'Kk' 'Ll'</i>	<i>Ordinal Number</i>	حروف (و، ڈ، ڈ)
Week 3	9	<i>Sharing is Fun</i>	<i>Letter 'Mm' 'Nn'</i>	<i>Number 11,12</i>	حروف (ز، ز، ش)
	10	<i>Feelings</i>	<i>Revision</i>	<i>Number 13,14</i>	حروف (ص، ض، ط)
	11	<i>How Do You Feel?</i>	<i>Letter 'Oo' 'Pp'</i>	<i>Backward Counting</i>	
	12	<i>What Do You Like To Do?</i>	<i>Letter 'Qq' 'Rr'</i>	<i>Number 15,16</i>	
Week 4	13	<i>Parts of Body</i>	<i>Letter 'Ss' 'Tt'</i>	<i>Number 17,18</i>	حروف (ظ، ع، ع، غ)
	14	<i>I Can Smell, Taste & Hear</i>	<i>Letter 'Uu' 'Vv'</i>	<i>Group of 10</i>	حروف کی چھوٹی اشکال
	15	<i>My Family</i>	<i>Letter 'Ww' 'Xx'</i>	<i>Less and More</i>	عملی کام
	16	<i>Living and Non Living</i>	<i>Letter 'Yy' 'Zz'</i>	<i>Number 19,20</i>	پھولوں کے نام
Week 5	17	<i>Animals</i>	<i>Revision (a-z)</i>	<i>Number (11-20)</i>	حروف (ف، بق، ک)
	18	<i>Animals and Their Homes</i>	<i>Beginning Sound</i>	<i>Tracing 1-20</i>	حروف (گ، ل، م)
	19	<i>Parts of Plants</i>	<i>Rhyme Together</i>	<i>Counting 1-20</i>	حروف (ن، نو، ہ)
	20	<i>Plants Meet to Grow</i>	<i>Tracing</i>	<i>Counting 1-20</i>	حروف (و، ی، ی، ی)
Week 6	21	<i>Professions</i>	<i>Tracing</i>	<i>Addition</i>	عملی کام
	22	<i>Means of Transport</i>	<i>The Alphabet</i>	<i>Subtraction</i>	حروف تہجی
	23	<i>Weather and Season</i>	<i>The Alphabet</i>	<i>Shapes</i>	حروف تہجی کی چھوٹی اشکال
	24	<i>Technology</i>	<i>Alphabet Aa-Zz</i>	<i>Shapes</i>	حروف تہجی

Trace

سبحان وتعالى



Colour



Subhanahu-wa-Ta'ala

Ask Child


Do you know who has created you, me and this world ?

What its name ?

What is the beginning sound of Allah ?

Tracing

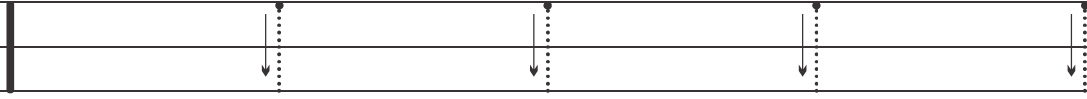
Trace the dots to water the flowers and colour it.




Help child to trace vertical lines properly.

Number 1, 2

Trace and Write:-

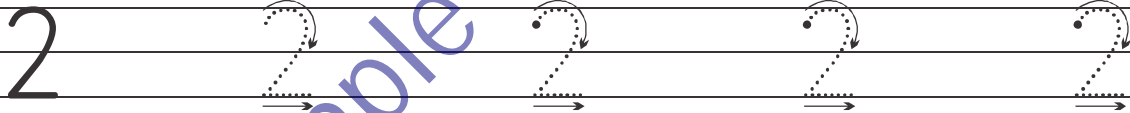


Colour the sun.

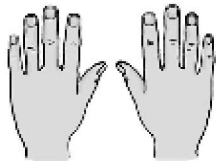


What else can be one on sky?

Trace and Write:-



Circle the things that are '2'.



Tell child we have some body parts which are 2 in number.
e.g we have 2 eyes 2 hands, 2 ears count.

Ask what come before 2 ?

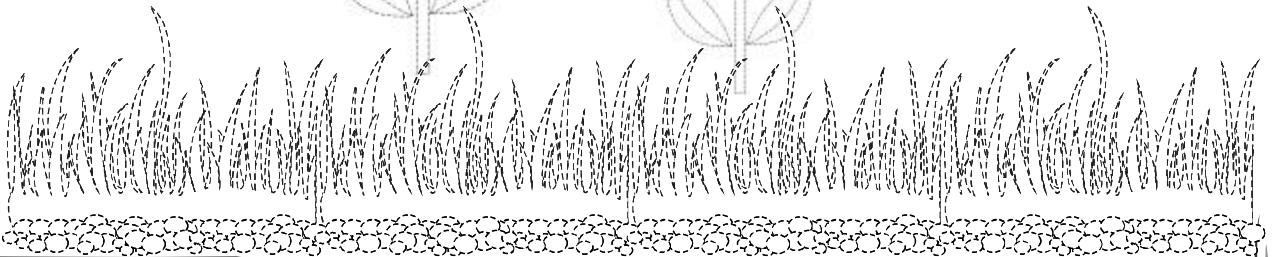




1 حمد کو غور سے سنیے اور یاد کیجیے۔ (امی یا ابو دو مرتبہ ترنم سے حمد دہرائیں)

پیار بھرا ہر ایک اشارہ
 پیارا اس کا ہر اک نظارہ
 جس نے زمیں پر پیار اُتارا
 وہ خود ہو گا کتنا پیارا
 پیار کے اُس کا نہیں شمار
 اللہ ہے بس پیار ہی پیار



بچے کو بتائیے 'ا' سے اللہ۔ اللہ تعالیٰ نے ہم سب کو پیدا کیا ہے اور دنیا میں موجود سب چیزیں اللہ تعالیٰ نے بنائی ہیں۔

2 دی گئی اشکال کو نقطوں کی مدد سے مکمل کیجیے اور رنگ بھریے۔



Allah's Blessings

- ◆ Listen and repeat poem: (mother/father will read it twice)

Thank you Allah

For the world so sweet

Thank you Allah


For the food we eat

Thank you Allah

For the water we drink

Talk to your child and tell them that we should say **الْحَمْدُ لِلَّهِ** for everything.



- ◆ Draw one thing made by Allah and colour (e.g, fruit, bird, tree).



Take your child to the lawn of your house and ask him/her to point things that are made by Allah.

Pre-Writing Practice

◆ Help child to trace dots.



Trace:



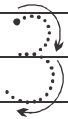
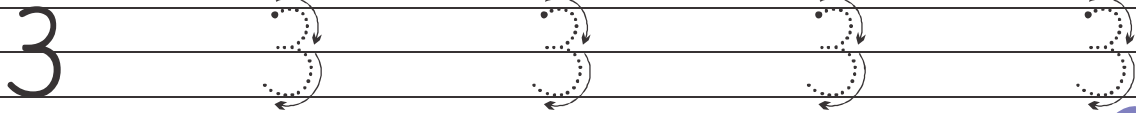
◆ Talk about lines and their names diagonal, horizontal, vertical etc.
Provide a paper & baby scissors to cut paper vertically in your presence.

English

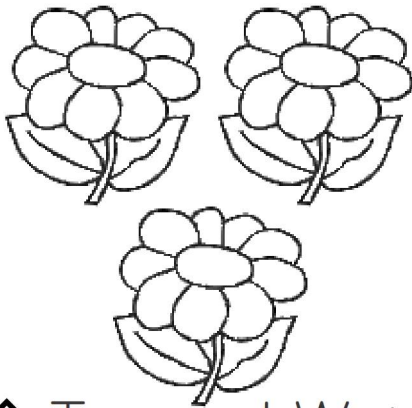


Number 3, 4

Trace and Write:-

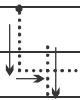
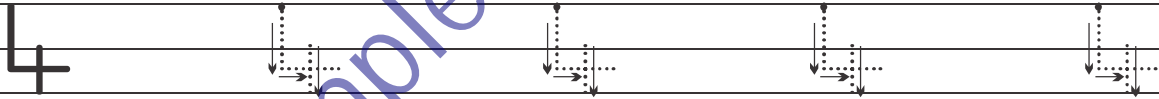


Count, trace and colour.

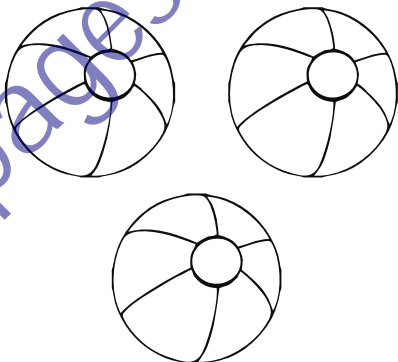


Put buttons in front of the child. Help him to count till '3'
Ask what comes before 3.

Trace and Write:-



There are 3 balls Draw 1 more ball to get number '4'.



Do you have balls at home? Ask child to collect 4 balls from his/her toy room. He/she can collect anything which is '4' in number.


Ask what come before 4 ?

حروف ا، آ کی کہانی

① کہانی کو غور سے سنیے اور سوالات کے جوابات دیجیے۔

ارم کو آم کھانا بہت پسند ہے۔ ایک دفعہ اتوار کے روز وہ اپنے ابو کے ساتھ بازار گئی۔ ارم کے ابو نے انار اور انگور خریدے مگر ارم کی نظر آم پر تھی۔ ارم کے ابو کو شرارت سو جھی۔ انہوں نے ارم سے کہا 'آم بیٹھے نہیں ہیں۔' جس پر ارم اداس ہو گئی۔ ارم کے ابو نے آلو خریدے اور ارم کو لے کر گھر آ گئے۔ جب ارم کی امی پھل دھو رہی تھیں تو ارم نے دیکھا کہ ان میں آم بھی ہیں۔ اس نے خوشی سے چھلانگ لگائی۔

② حرف 'ا'، 'آ' میں رنگ بھریے۔ اور ان سے شروع ہونے والے الفاظ یاد کیجیے۔



انڈہ



انار




امی



ابو




آری



آڑو



آ

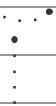


آنکھ



'آ' کی لکھائی

'ا' کی لکھائی



☆ آم کس موسم کا پھل ہے؟

☆ اتوار کے دن آپ سکول جاتے ہیں یا چھٹی ہوتی ہے؟

☆ آپ کو کونسا پھل پسند ہے؟

بچے سے 'ا' کی آواز پوچھیے اور ا، آ سے شروع ہونے والی چیزوں کے نام پوچھیے اور بتائیے۔

- ◆ To be a muslim, we must believe that محمد رسول الله خاتم النبيين صلى الله عليه وعلى آله وأصحابه وسلم is the last messenger of Allah.

Use finger prints to write Prophet name.



◆ Ask Child

- Who is محمد رسول الله خاتم النبيين صلى الله عليه وعلى آله وأصحابه وسلم ?
- Recite Durood and help him/her to learn. Tell him/her Allah loves the Prophet محمد صلى الله عليه وعلى آله وأصحابه وسلم so, we should love Him too.

Letter 'Aa' 'Bb'

◆ Colour 'Aa'. Listen the name of given pictures.

Aa



Aa

Aa

Aa

Aa

◆ Move finger on 'Bb'. Circle the pictures that begin with letter 'Bb'.

Bb



Bb

Bb

Bb

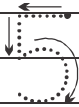
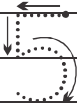
Bb

◆ Sing rhyme 'abcd' along with your child. Introduce more words with letter 'Aa' 'Bb' e.g aeroplane, bag. Learn jolly phonics letter 'Aa' 'Bb' song.


Number 5, 6

Trace and Write:-

5



Are the given objects 5 in number? Count and colour.




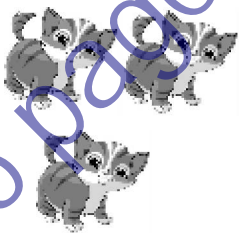
Talk about the given pictures name. Do they have any of these in their toys? How many are they? Ask what come before 5?

Trace and Write:-

6



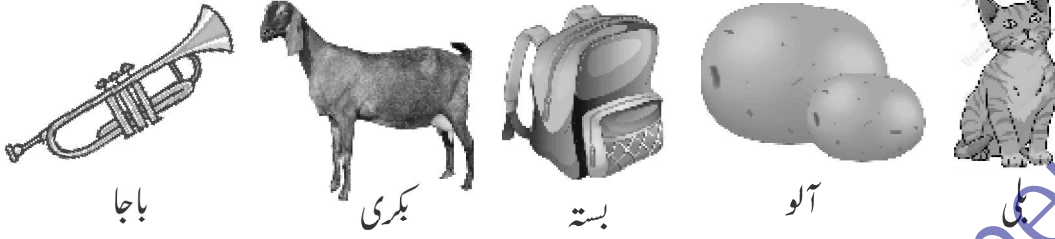
Circle the set of objects that are '6' in number.



Talk about the given sets and ask child which set has number '6'. Use word more/less while doing this work. Ask what come before 6?

حرف (ب، پ، ت)

بچے کو 'ب' سے شروع ہونے والی تصاویر کے گرد دائرہ لگانے میں مدد کیجیے۔



باجا

بکری

بستہ

آلو

بلی

بچے سے کہیں کہ دی گئی تصاویر کے نام بتائیے اور 'پ' سے شروع ہونے والی تصاویر میں رنگ بھریے۔



انار

پنسل

پتا

پنکھا

بندر

بچے کو 'ت' سے شروع ہونے والی تصاویر کے گرد دائرہ لگانے میں مدد کیجیے۔



انڈہ

تربوز

تالا

تتلی

انگور

حروف ب، پ، ت کی لکھائی کیجیے۔



'ت' سے شروع ہونے والے پھل کا نام بتائیں؟

بچے سے تینوں حروف کی آوازیں اور ب، پ اور ت میں کتنے نقطے آتے ہیں پوچھیے؟

بچے سے پوچھیے کہ کمرے میں موجود ب، پ اور 'ت' سے شروع ہونے والی چیزوں کے نام بتائیے۔

Saying Bismillah

- ◆ Listen and repeat the poem (mother/father will read poem twice)

بِسْمِ اللَّهِ بِسْمِ اللَّهِ



In the name of Allah
I wake up every morning
Say Allah is the unique



I'm hungry, I wash my hands.

But before say Bismillah

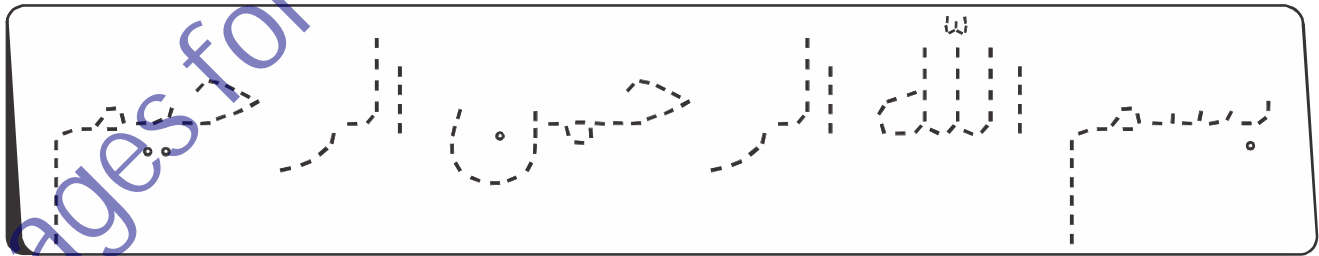


بِسْمِ اللَّهِ بِسْمِ اللَّهِ

In the name of Allah



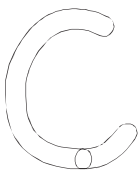
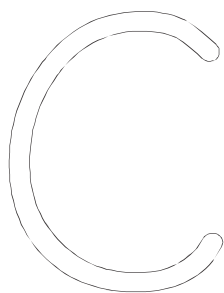
- ◆ Trace



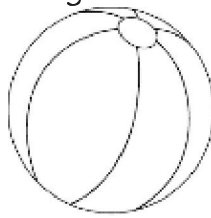
- ◆ Remind your child to say bismillah whenever they ask for water.

Letter 'Cc' 'Dd'


◆ Colour 'Cc'. Colour the pictures that begin with letter 'Cc'.



candle



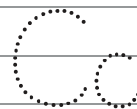
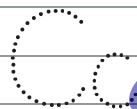
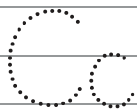
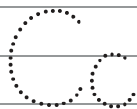
ball



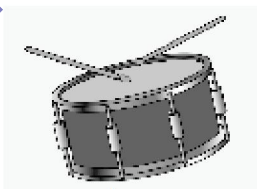
carrot



cake



◆ Move finger on 'Dd'. Circle the picture that begin with letter 'Dd'.



drum



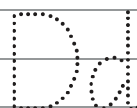
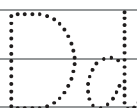
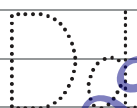
ant



duck



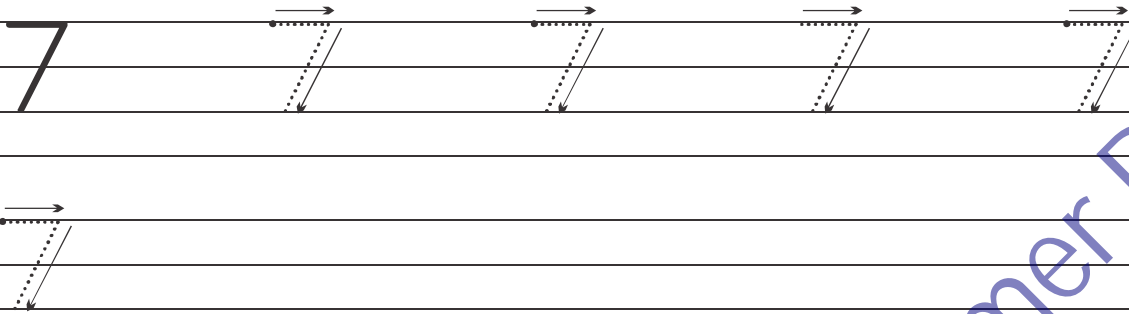
door



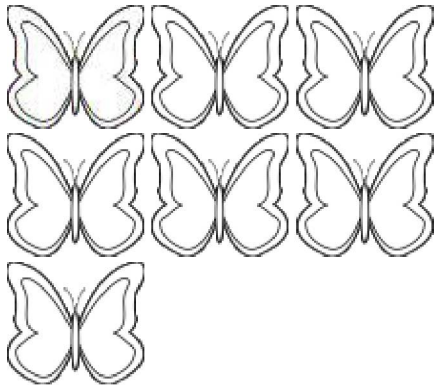
◆ Introduce more words with letter 'Cc' 'Dd' e.g car, dog. Learn jolly phonics letter 'Cc' 'Dd' song.

Number 7, 8

Trace and Write:-




Count, trace and colour




Ask child to count only 7 thing in his/her room.
Provide 7 spoon and ask them to count.

Ask what come before 7 ?

Trace and Write:-



7 cats are ready for dinner. Colour the '8' one to get her ready.



Provide 8 straws/coloured balls to child, ask to count.
Count the number of chairs in your house. Are they '8' or more than '8'.

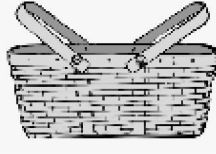
Ask what come before 8 ?

حروف (ٹ ، ث ، ج)

بچے کو تصاویر کے نام بتائیے اور اس کا ابتدائی حرف کی پہچان کروائیے۔



ٹیلی فون



ٹوکری



ٹماٹر




ٹوپی

بچے کو بتائیے کہ 'ٹ' سے بہت کم لفظ شروع ہوتے ہیں۔ 'ث' ثمر میں رنگ بھریے۔




ثمر


بچے کو 'ج' سے شروع ہونے والی تصاویر کے گرد دائرہ لگانے میں مدد کیجیے۔



جالا



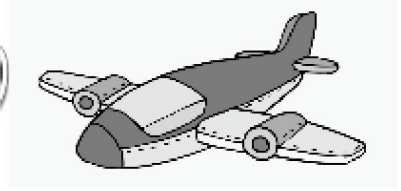
جلیبی



انگور

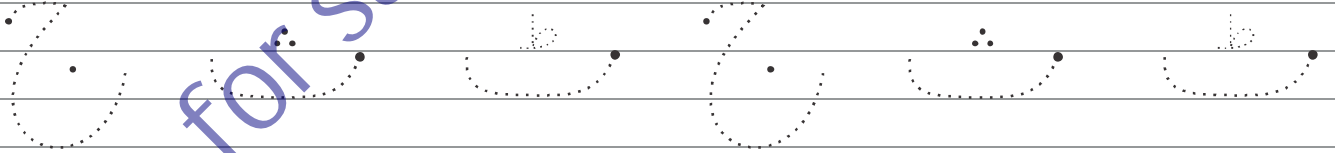


جگ



جہاز

حروف ٹ ، ث ، ج کی لکھائی کیجیے۔



اپنی امی کی مدد سے 'ٹ' ٹیلی فون کی تصویر بنائیے۔
بچے سے 'ج' سے تمام حروف کی آوازیں پوچھیے۔

I Know My Name

Can you write your name?

Circle the letters of your name.



Write your name.

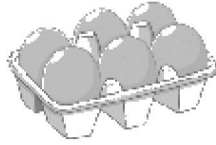
Ask child

- What is the name of your father ?
- What is the name of your mother ?
- Where do you live ?
- What is the name of your country ?

Letter 'Ee' 'Ff'

◆ Colour 'Ee'. Circle the pictures that start with letter 'Ee'.

Ee




egg



bag



envelop



elephant

Ee

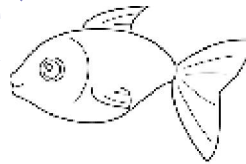
Ee

Ee

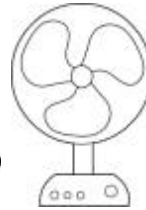
Ee

◆ Move finger on 'Ff'. Colour the pictures that start with 'Ff'.


Ff




fish



fan



flower



flag

Ff

Ff

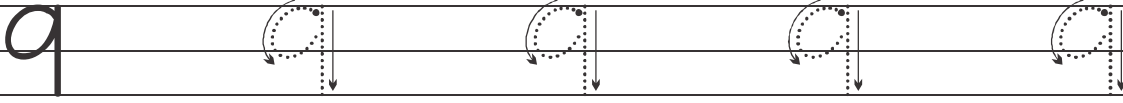
Ff

Ff

◆ Introduce more words with letter 'Ee' 'Ff' e.g engine , frog. Learn jolly phonics letter 'Ee' 'Ff' song.

Number 9, 10

Trace and Write:-

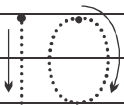
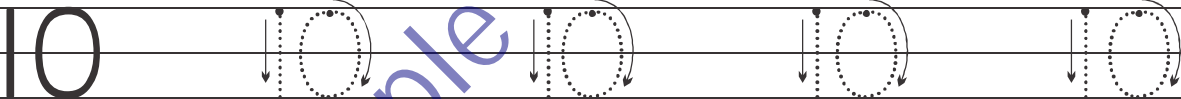


Circle the set that has '9' leaves.




Engage child with you in counting spices jar in Kitchen. Tell spice name and count them. Ask what comes before 9?

Trace and Write:-



Count the trees and colour number '10'.



Give child 10 coins. Count the coins with them, then ask them to count independently. How many coins he/she has? Ask what come before 10?

حروف (چ ، ح ، خ)

بچے کو دی گئی تصاویر کے نام بتائیے اور یہ کس حرف سے شروع ہو رہی ہیں؟



چاند



چڑیا



چوزہ

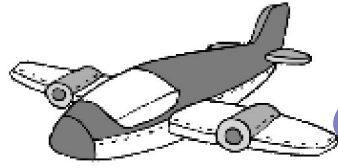


چابی

بچے کو 'ح' سے شروع ہونے والی تصاویر کے گرد دائرہ لگانے میں مدد کیجیے۔



حلوائی



جہاز



حلوا

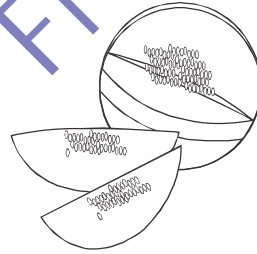
دی گئی تصاویر حرف 'خ' کے الفاظ ہیں۔ ان میں رنگ بھریے۔



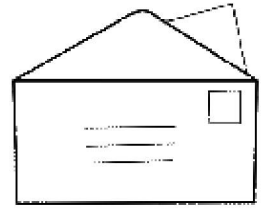
خوبانی



خروش

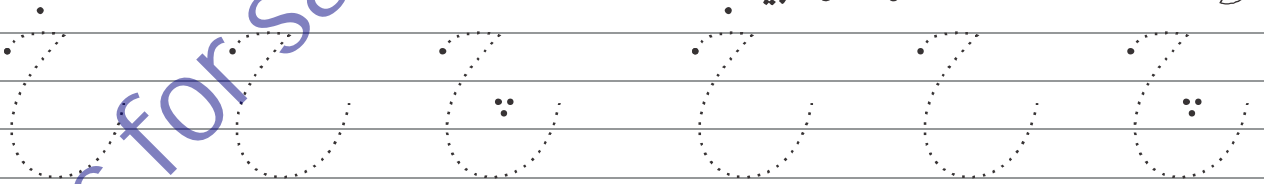


خربوزہ



خط

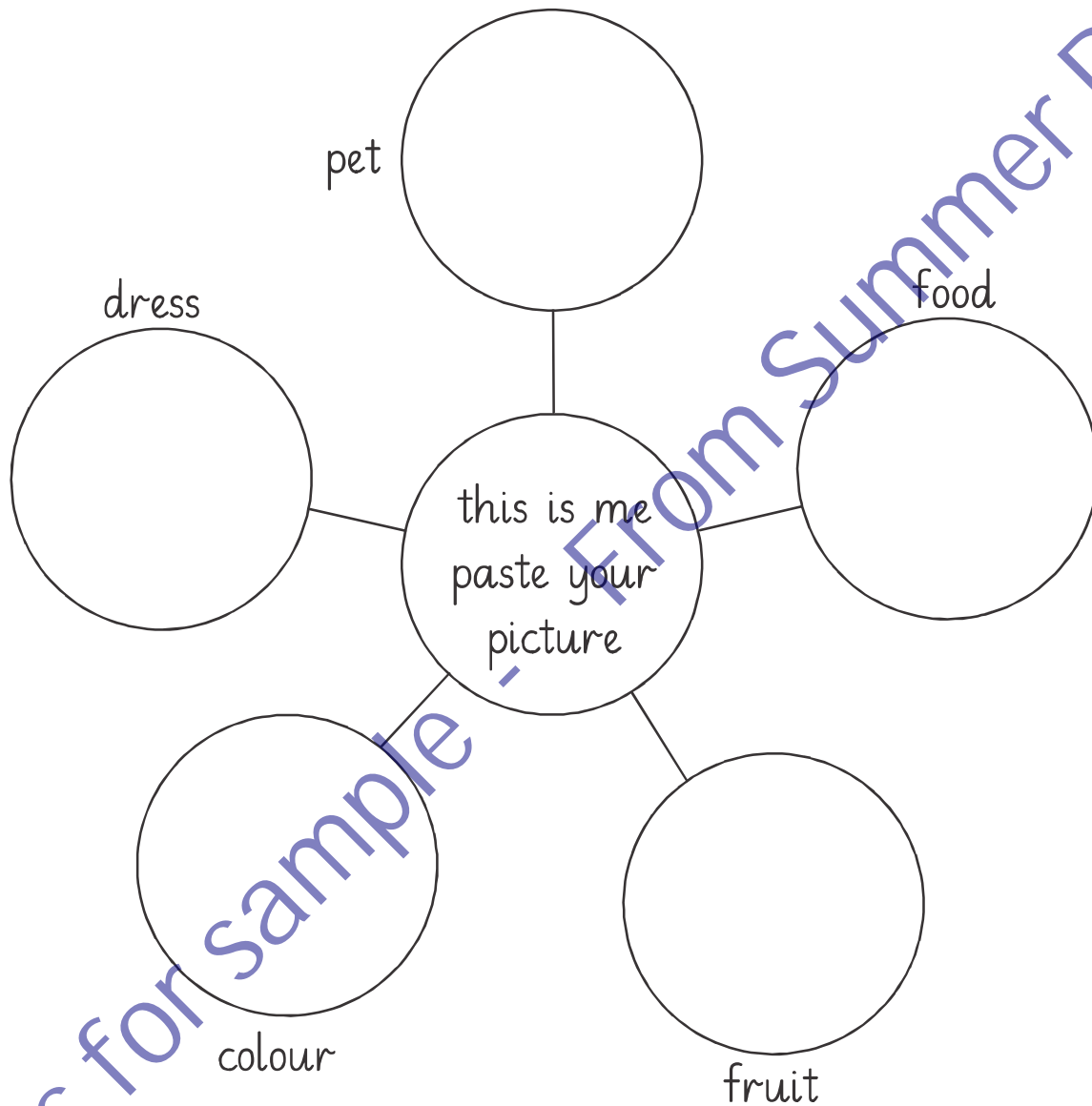
حروف چ ، ح ، خ کی لکھائی کیجیے۔



بچے سے پوچھیے کہ 'چ' کے پیٹ میں کتنے نقطے آتے ہیں؟ 'خ' کے سر پر کتنے نقطے ہوتے ہیں؟
بچے سے 'ا تا خ' تک حروف کی ابتدائی آوازیں پوچھیے۔

I Like The Most

- ◆ Paste the picture of your favourites with help of mother/father.



- ◆ Ask child
What is your name ?
How old are you ?
When is your birthday ?
Which cartoon do you like ?

Letter 'Gg' 'Hh'

◆ Move finger on 'Gg'. Circle the pictures that begin with letter 'Gg'.

Gg




Gg

Gg

Gg

Gg

◆ Colour 'Hh'. Circle the pictures that begin with letter 'Hh'.



Hh

Hh

Hh

Hh

Introduce more words with 'Gg' and 'Hh' e.g. goose, horse.