




scan QR code for
more worksheets

Student Name: _____ Date: _____

Count the 18 stars and paste them on number '18'.



Trace the number '18'.






scan QR code for
more worksheets

Student Name: _____ Date: _____

Count and circle the only '18' duck.




Trace and write number '18'.





Student Name: _____ Date: _____

Find and colour the balls which have number '18'.



18

16

18

6

18

7

8

18

5

10

18

11

12

18

13

18

14

18

15

16

18

0

18

1

18

2

18

17

Trace and write number '18'.

18

18

18

18

• •

• •

• •

• •

• •



scan QR code for more worksheets

Student Name: _____ Date: _____

Tick (✓) the boxes which have 18 group of things.

18







Trace and write number '18'.

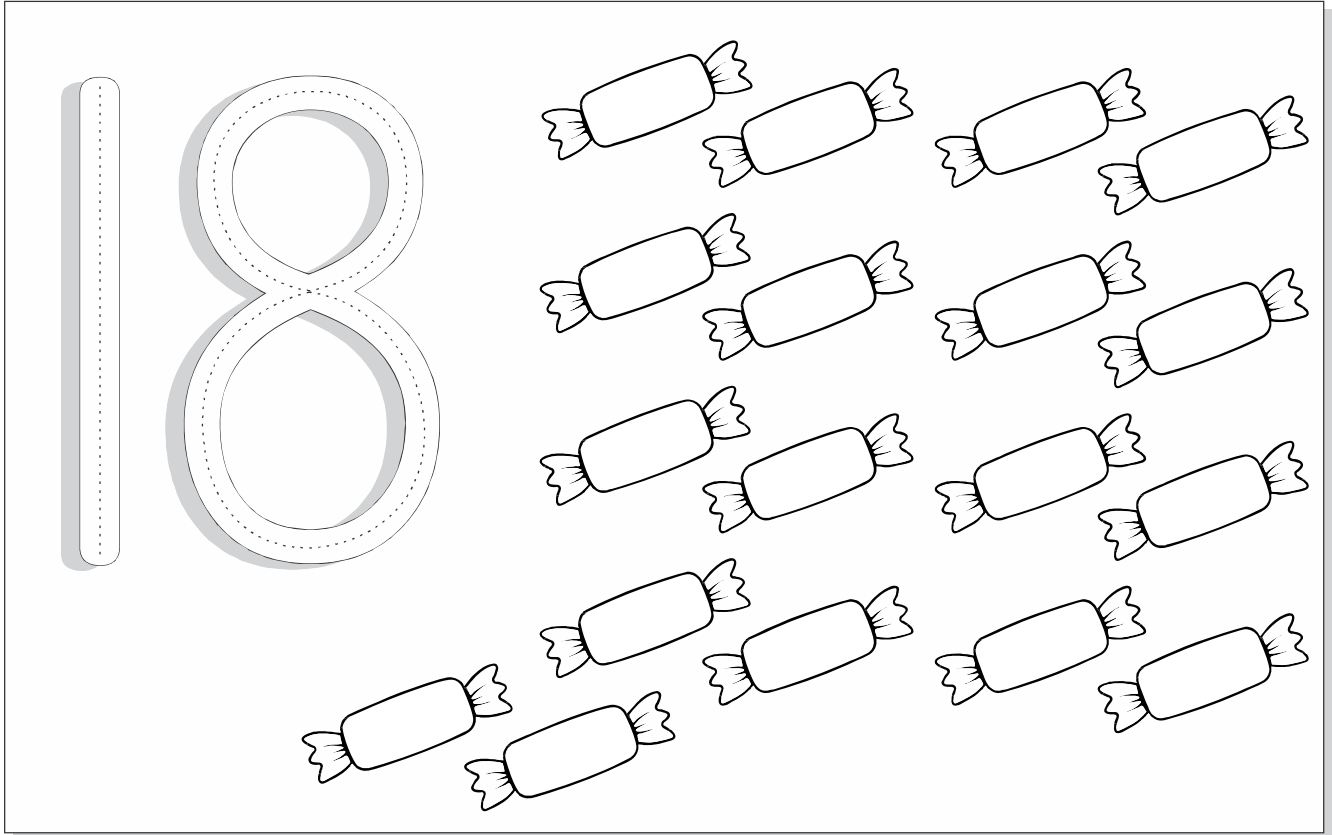




scan QR code for
more worksheets

Student Name: _____ Date: _____

Count and colour the '18' candies and write the number '18'.



Three sets of handwriting practice lines. Each set consists of a top line, a middle line, and a bottom line. The first two lines of each set have two red dots on the top line, indicating the starting point for writing the number '18'.