




scan QR code for
more worksheets

Student Name: _____ Date: _____

Paste the glitter on number 17 with glue.



Trace the number '17'.






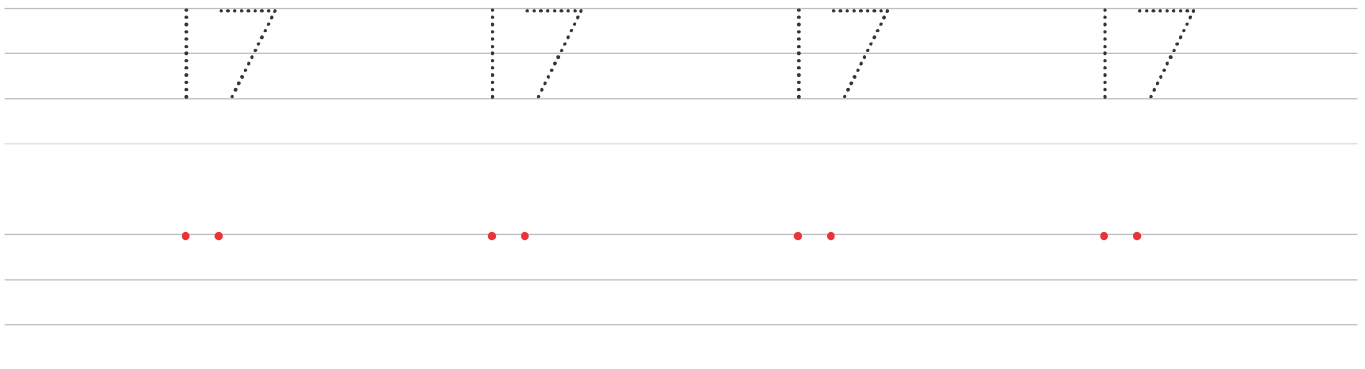
scan QR code for
more worksheets

Student Name: _____ Date: _____

Find and circle the number '17'.



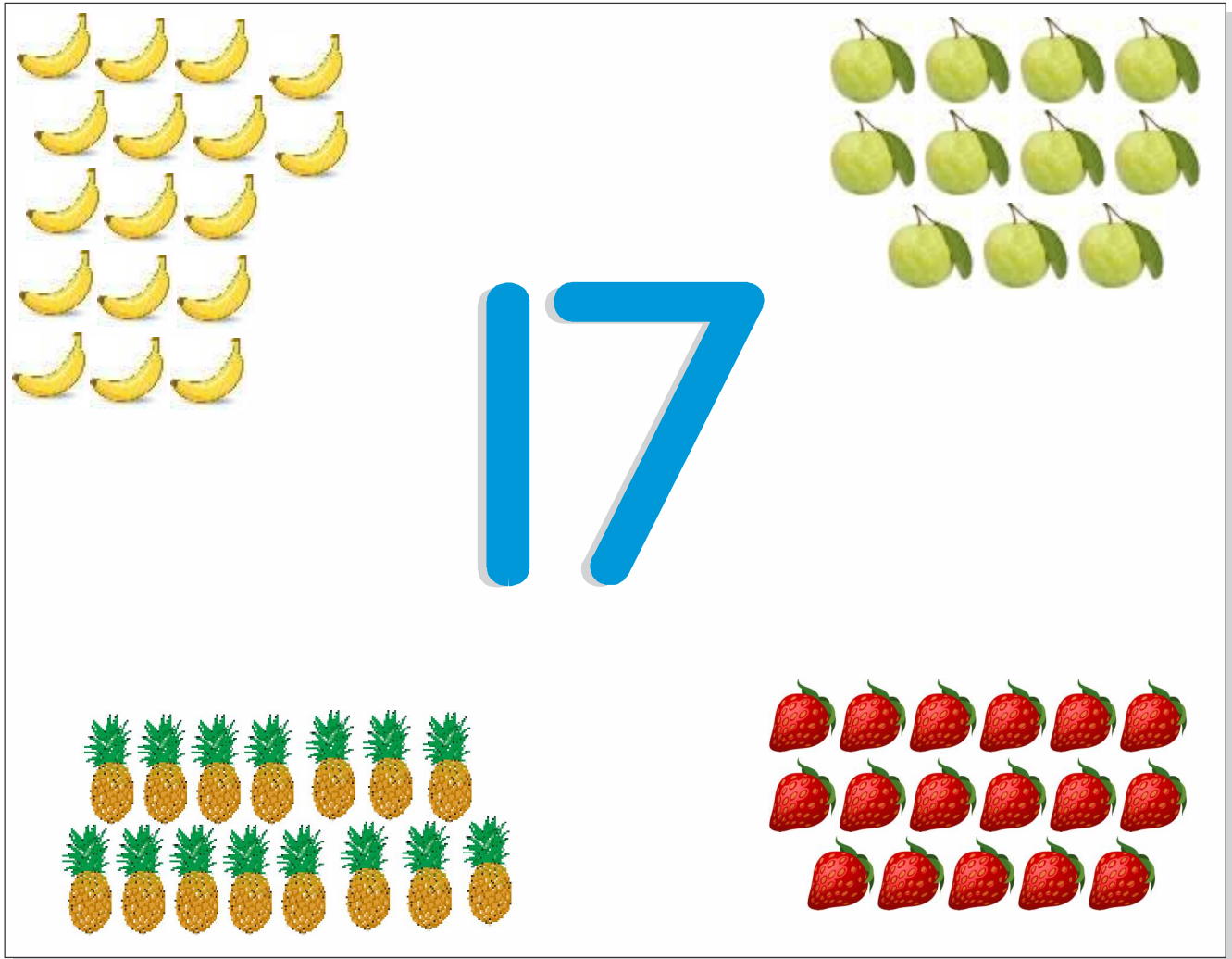
Trace and write number '17'.





Student Name: _____ Date: _____

Count and circle things which are 17 in number.



Trace and write number '17'.


Tracing practice for the number 17. The first row contains four dotted '17's on a three-line grid for tracing. The second row contains four pairs of red dots on a three-line grid, indicating the starting points for writing the number 17.



scan QR code for
more worksheets

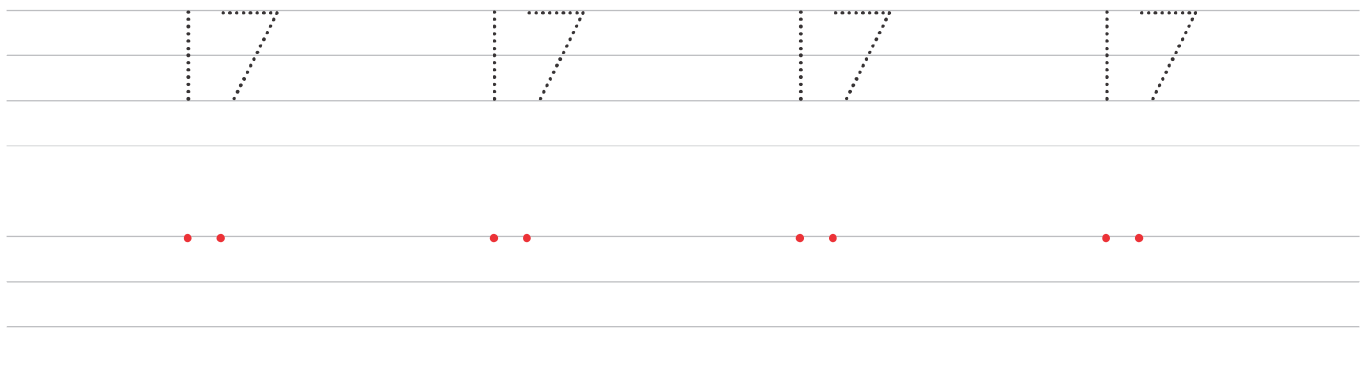
Student Name: _____ Date: _____

Count and colour only '17' moons.



A large blue number '17' is positioned on the left. To its right, there are 17 crescent moons arranged in four rows: the first row has 3 moons, the second row has 4 moons, the third row has 5 moons, and the fourth row has 5 moons.

Trace and write number '17'.



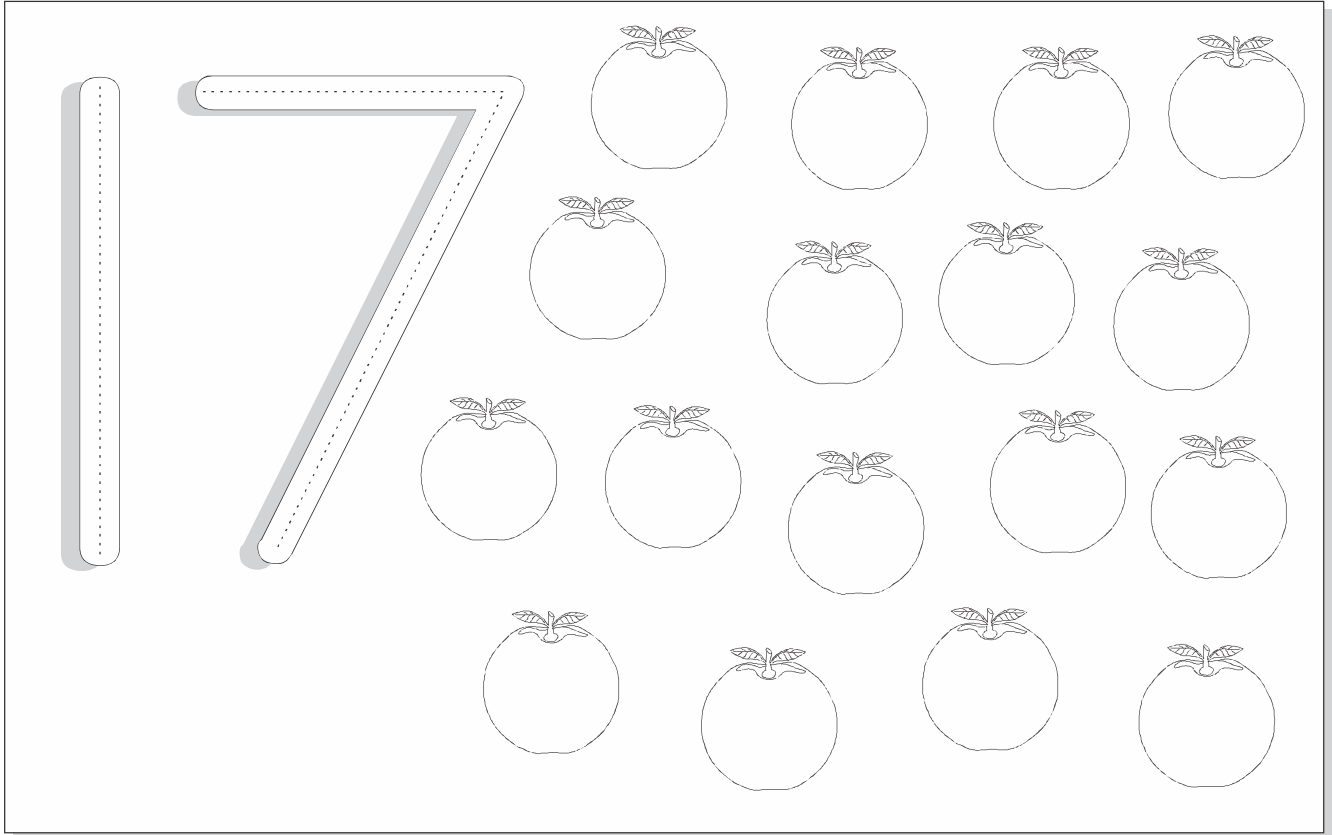
Four sets of horizontal lines for tracing and writing. The first set contains four dotted '17's for tracing. The second set contains four pairs of red dots for starting points to write the number '17'.



scan QR code for
more worksheets

Student Name: _____ Date: _____

Colour the oranges and write the number '17'.



The box contains a large tracing guide for the number 17 on the left. The number 1 is a vertical bar with a dashed line inside. The number 7 has a horizontal top bar and a diagonal stem, both with dashed lines inside. To the right of the tracing guide are 17 outline drawings of oranges, arranged in four rows: the first row has 4 oranges, the second row has 4 oranges, the third row has 5 oranges, and the fourth row has 4 oranges.

Three sets of handwriting practice lines. Each set consists of a top line, a middle line, and a bottom line. The first two lines of each set are solid, and the third line is dashed. Each set begins with two red dots on the top line, indicating the starting point for writing the number 17.