



Student Name: _____ Date: _____

Number the following according to the given key.

1. 2. 3.






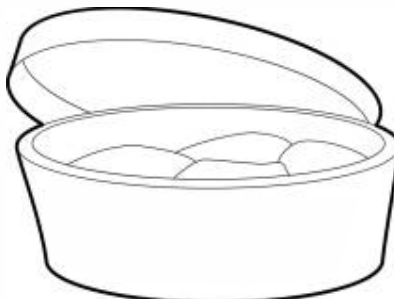
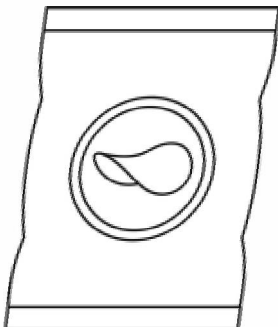



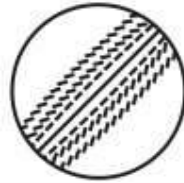



Student Name: _____ Date: _____

Colour the things according to the key.

Heaviest 

Heavier 

Heavy 





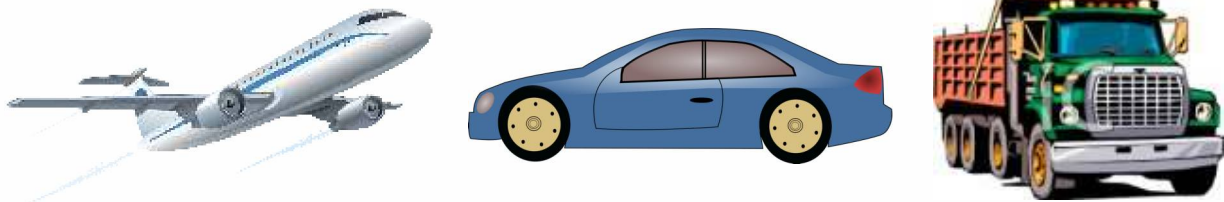
Student Name: _____ Date: _____

Circle the things according to the instructions.


Circle the heaviest object.



Circle the heavy vehicle.




Circle the heavier fruit.





Student Name: _____ Date: _____


Match the picture correctly which one is heaviest, heavier and heavy.



Heaviest

Heavier


Heavy





Student Name: _____ Date: _____

Colour the lightest object red and heaviest object green.





Student Name: _____ Date: _____

Tick (✓) the heavy object and cross out (X) the light objects.

