



scan QR code for more worksheets

Student Name: \_\_\_\_\_ Date: \_\_\_\_\_

Match the price of objects with the money.



50 Rs.



10 Rs.




2 Rs.



20 Rs.



5 Rs.






scan QR code for more worksheets

Student Name: \_\_\_\_\_ Date: \_\_\_\_\_

Write the amount in the notes and coins according the price of things.



Rs		Rs		Rs	
----	--	----	--	----	--



Rs		Rs	
----	--	----	--



Rs		Rs	
----	--	----	--



Rs		Rs	
----	--	----	--



Rs		Rs	
----	--	----	--



Student Name: \_\_\_\_\_ Date: \_\_\_\_\_

Count the coins and write the total amount in rupees.




= \_\_\_\_\_



= \_\_\_\_\_



= \_\_\_\_\_



= \_\_\_\_\_




= \_\_\_\_\_



scan QR code for more worksheets

Student Name: \_\_\_\_\_ Date: \_\_\_\_\_

Match the money with its exchange.





Student Name: \_\_\_\_\_ Date: \_\_\_\_\_

Ali bought pencil for 10Rs, eraser for 10 Rs and sharpner for 20Rs.  
How much money does he pay to shop keeper.

Total amount: \_\_\_\_\_



Ayyan bought crayons for 50Rs and pencil colours for 30Rs.  
What is the total amount of both things.

Total amount: \_\_\_\_\_



Aysha wants to buy 2 cupcake of Rs 20. How much money she needs.

Total amount: \_\_\_\_\_





Student Name: \_\_\_\_\_ Date: \_\_\_\_\_

Count the price of things and write the total amount.



2 rupees



10 rupees



5 rupees

= \_\_\_\_\_



50 rupees




10 rupees




20 rupees


= \_\_\_\_\_



20 rupees



10 rupees



50 rupees

= \_\_\_\_\_



20 rupees

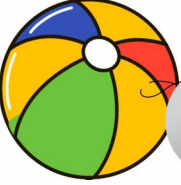


30 rupees




30 rupees


= \_\_\_\_\_



20 rupees



30 rupees



50 rupees

= \_\_\_\_\_