




Student Name: \_\_\_\_\_ Date: \_\_\_\_\_

Colour the clouds which have even numbers.





Student Name: \_\_\_\_\_ Date: \_\_\_\_\_

Circle the stars which have odd numbers.



9 2 13 0 5 4

11 33 30 25 24

28 17 20 19 35

22 21 8 24 37






26 29 34 32 1 40




31







Student Name: \_\_\_\_\_ Date: \_\_\_\_\_

Write odd or even in the boxes below:

				
<input type="text"/>	<input type="text"/>	<input type="text"/>	<input type="text"/>	<input type="text"/>

			
<input type="text"/>	<input type="text"/>	<input type="text"/>	<input type="text"/>

			
<input type="text"/>	<input type="text"/>	<input type="text"/>	<input type="text"/>

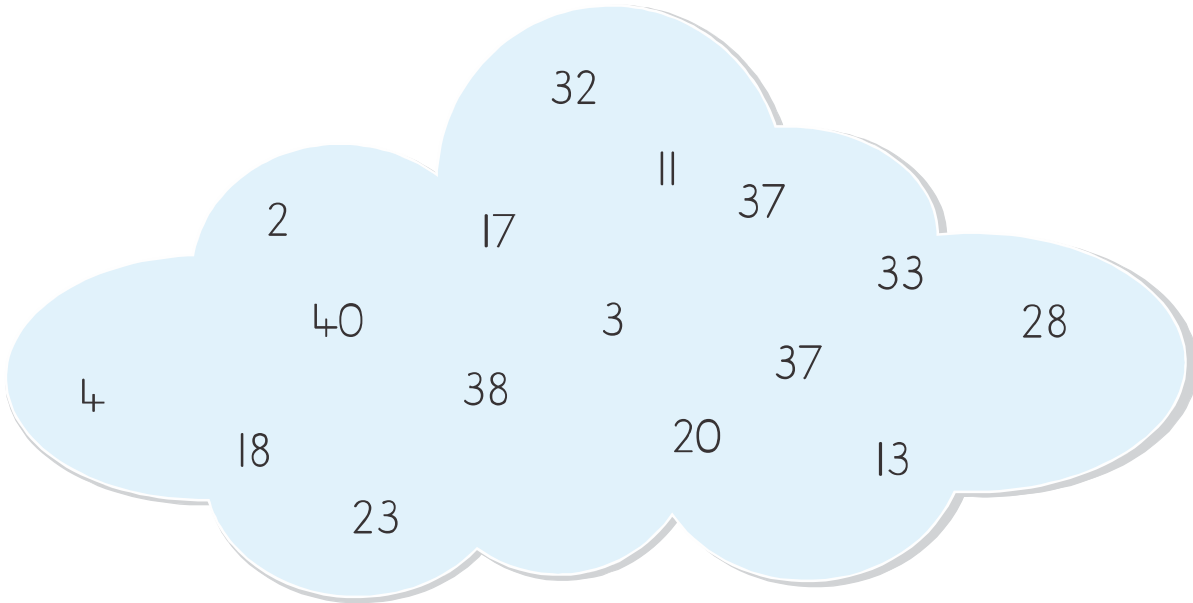
			
<input type="text"/>	<input type="text"/>	<input type="text"/>	<input type="text"/>



scan QR code for  
more worksheets

Student Name: \_\_\_\_\_ Date: \_\_\_\_\_

Look at the number cloud and sort out the even and odd numbers.



even


odd
