

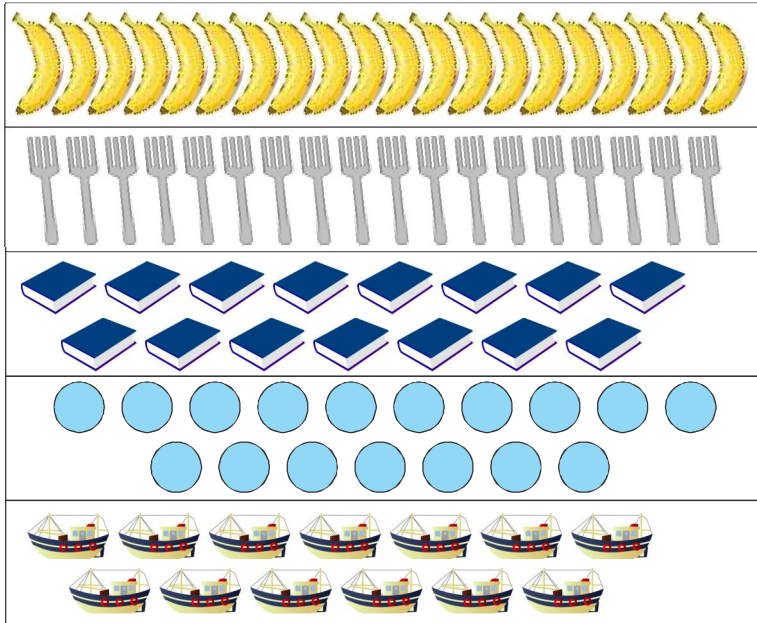




scan QR code for more worksheets

Q2. Count the objects and match it with given number.

/5



17
15
13
20
18

Q3. Count the objects and write the answer in given box.

/5




+

=




+

=



scan QR code for more worksheets

17 \_\_\_\_\_ 19 ,    15 \_\_\_\_\_ 17

8 \_\_\_\_\_ 10 ,    5 \_\_\_\_\_ 7

Q4. Write the number comes between:

13 \_\_\_\_\_ 15

/5

17		19
----	--	----

15		17
----	--	----





13		15
----	--	----

8		10
---	--	----

5		7
---	--	---

Q5. Circle the object which has different shapes.

/5





scan QR code for more worksheets

Q6. Write the missing numbers.

/5

1	2		4		6
	8		10		12
		15			18
			20		

Q7. Add the following:

/5



+



=





+





=

Q8. Tick the group of things which are more.

/5

	
<input type="checkbox"/>	<input type="checkbox"/>

	
<input type="checkbox"/>	<input type="checkbox"/>