



scan QR code for
more worksheets

Student Name: _____ Date: _____


Count the objects and write the answers in given boxes.




+



=




+




=




+



=



+



=



+





=





Student Name: _____ Date: _____



Count and add the dots on lady bugs and write the answer.





$$\begin{array}{r} 5 \\ + 2 \\ \hline \\ \hline \end{array}$$





$$\begin{array}{r} 2 \\ + 2 \\ \hline \\ \hline \end{array}$$



$$\begin{array}{r} 7 \\ + 1 \\ \hline \\ \hline \end{array}$$



$$\begin{array}{r} 6 \\ + 3 \\ \hline \\ \hline \end{array}$$







$$\begin{array}{r} 4 \\ + 5 \\ \hline \\ \hline \end{array}$$





Student Name: _____ Date: _____

Count and add the flowers in the given pot and write the answers.

 +  $1 + 2 = \underline{\hspace{2cm}}$

 +  $3 + 1 = \underline{\hspace{2cm}}$

 +  $5 + 2 = \underline{\hspace{2cm}}$



 +  $5 + 3 = \underline{\hspace{2cm}}$





scan QR code for
more worksheets



Student Name: _____ Date: _____

Check the prices of given items add them and write the answers.

<div style="text-align: right; margin-bottom: 5px;">5</div>  <div style="border: 1px solid black; width: 50px; height: 20px; margin: 5px auto;"></div>	+	<div style="text-align: right; margin-bottom: 5px;">4</div>  <div style="border: 1px solid black; width: 50px; height: 20px; margin: 5px auto;"></div>	=	
---	---	---	---	--

<div style="text-align: right; margin-bottom: 5px;">3</div>  <div style="border: 1px solid black; width: 50px; height: 20px; margin: 5px auto;"></div>	+	<div style="text-align: right; margin-bottom: 5px;">3</div>  <div style="border: 1px solid black; width: 50px; height: 20px; margin: 5px auto;"></div>	=	
--	---	--	---	--

<div style="text-align: right; margin-bottom: 5px;">6</div>  <div style="border: 1px solid black; width: 50px; height: 20px; margin: 5px auto;"></div>	+	<div style="text-align: right; margin-bottom: 5px;">3</div>  <div style="border: 1px solid black; width: 50px; height: 20px; margin: 5px auto;"></div>	=	
---	---	---	---	--

<div style="text-align: right; margin-bottom: 5px;">2</div>  <div style="border: 1px solid black; width: 50px; height: 20px; margin: 5px auto;"></div>	+	<div style="text-align: right; margin-bottom: 5px;">1</div>  <div style="border: 1px solid black; width: 50px; height: 20px; margin: 5px auto;"></div>	=	
---	---	---	---	--




Student Name: _____ Date: _____

- 1) There are 5 parrots sitting on a tree. 3 more parrots come over.
How many parrots are there in all?



- 2) There are 4 cows and 2 sheep at a farm.
How many animals are there altogether?



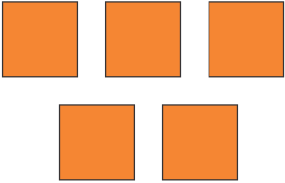






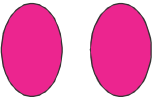




- 3) There are 2 cats on the wall and 2 cats on the ground.
How many cats are there altogether?





Student Name: _____ Date: _____

Count, add and circle the correct number.

	+		7	6	8
	+		3	4	5
	+		5	6	7
	+		8	9	5
	+		4	7	9
	+		9	8	6