





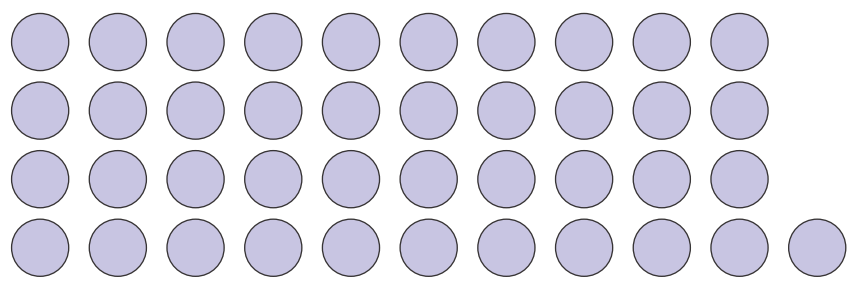
scan QR code for more worksheets


Student Name: _____ Date: _____


Count the objects and write the number in the given box.

	<p>_____</p>
--	--------------

	<p>_____</p>
---	--------------

	<p>_____</p>
--	--------------





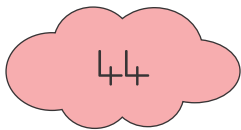

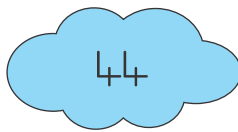



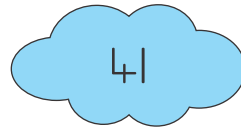


	<p>_____</p>
---	--------------

	<p>_____</p>
--	--------------



Student Name: _____ Date: _____

Write the missing numbers.


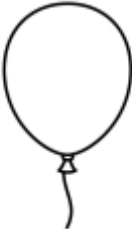

















scan QR code for
more worksheets

Student Name: _____ Date: _____

Split and write the number into tens and ones.


		tens	ones
	=		
	=		
	=		
	=		
	=		



scan QR code for more worksheets


Student Name: _____ Date: _____

Count and write how many tens and ones.




tens	ones

=




tens	ones

=



tens	ones

=



tens	ones

=