



scan QR code for more worksheets

Student Name: _____ Date: _____

Colour the coins according to the given key.



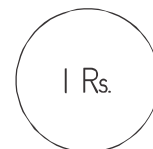
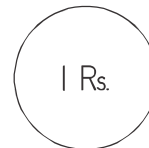
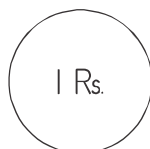
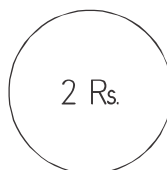
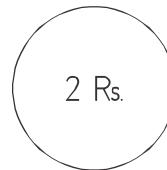
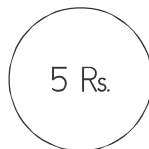
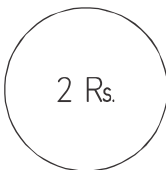
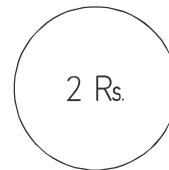
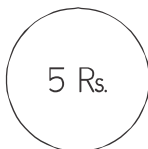
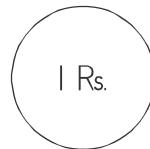
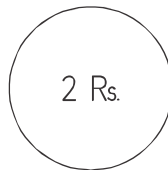
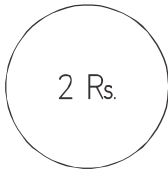
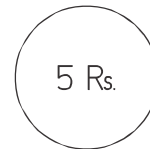
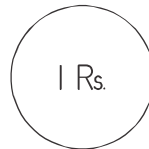
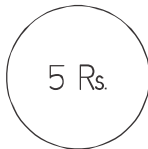
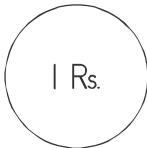
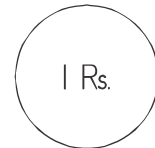
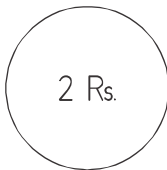
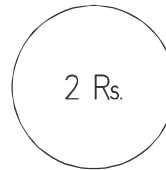
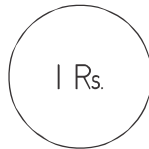
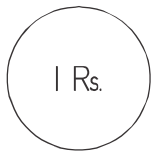
yellow



pink



light blue





scan QR code for more worksheets

Student Name: _____ Date: _____

Match the coin and note to the correct object value.





Student Name: _____ Date: _____

Draw a line to connect the money with its value.



5 Rs.



1 Rs.



50 Rs.



10 Rs.



20 Rs.



2 Rs.



Student Name: _____ Date: _____

Count the coins and write the total amount in rupees.



= _____ Rs.



= _____ Rs.



= _____ Rs.



= _____ Rs.



= _____ Rs.



= _____ Rs.



Student Name: _____ Date: _____

Look at the object value and circle the correct coin accordingly.

 <p>10 rupees</p>	   
 <p>6 rupees</p>	   
 <p>8 rupees</p>	   
 <p>Chocolate 7 rupees</p>	   
 <p>2 rupees</p>	   



Student Name: _____ Date: _____

Draw a line to connect the money with its value:



100 Rs.



50 Rs.



20 Rs.



10 Rs.



500 Rs.



1000 Rs.