





scan QR code for  
more worksheets

Student Name: \_\_\_\_\_ Date: \_\_\_\_\_

Draw '44' dots with the help of cotton bud.



Write the number '44'.

44

---

---

---

---

---

---

---

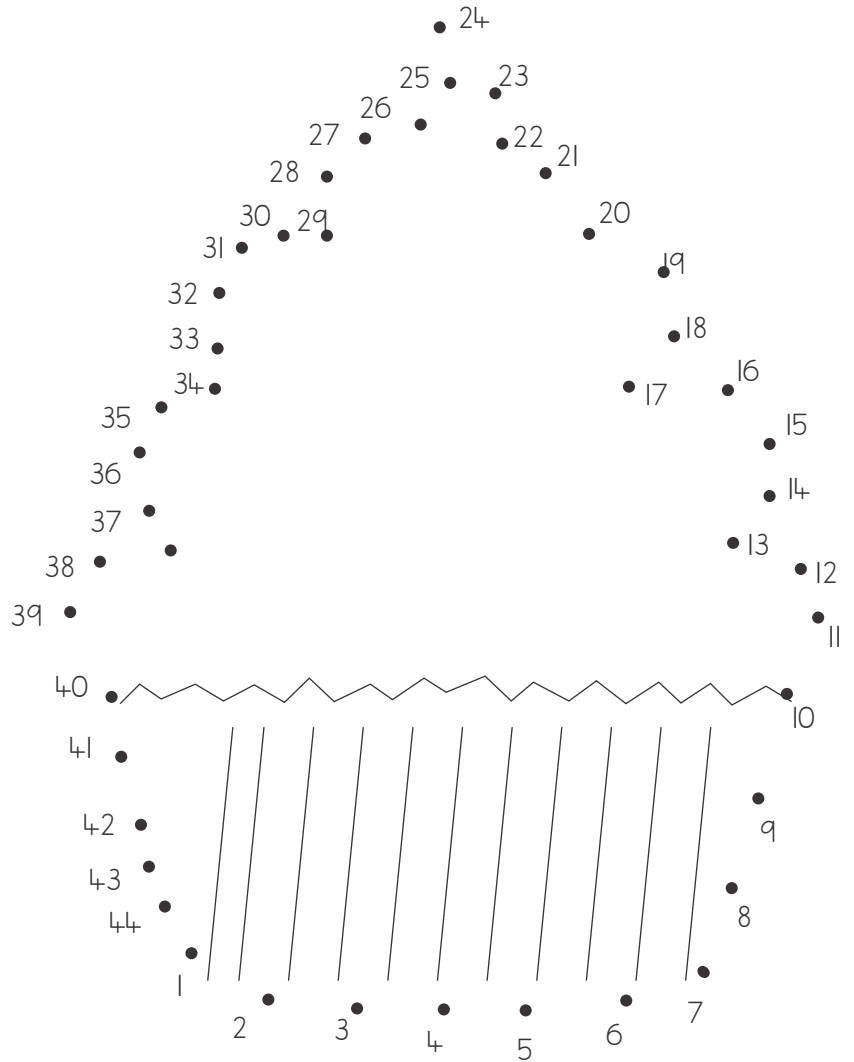

---



scan QR code for more worksheets

Student Name: \_\_\_\_\_ Date: \_\_\_\_\_

Connect the numbers 1-44. Complete the cake and colour it.



Write the number '44'.

\_\_\_\_\_

\_\_\_\_\_

\_\_\_\_\_

\_\_\_\_\_

\_\_\_\_\_

\_\_\_\_\_

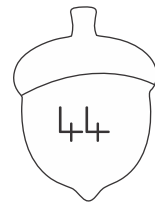
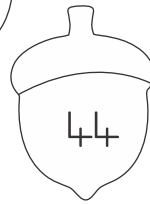
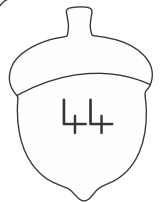

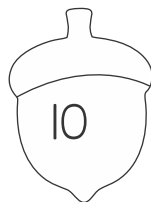
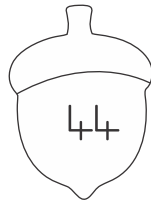


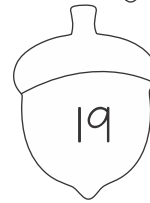
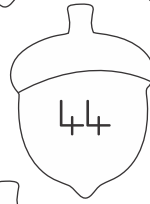
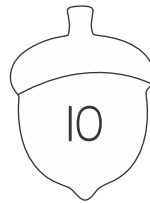

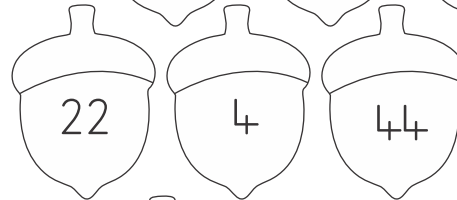

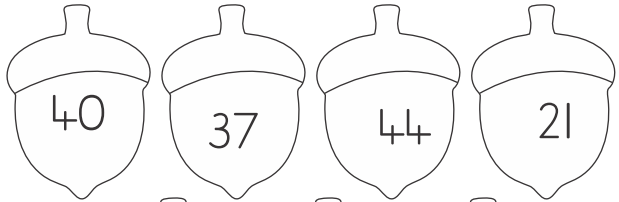

\_\_\_\_\_



scan QR code for more worksheets

Student Name: \_\_\_\_\_ Date: \_\_\_\_\_

Find and colour the acorn which contains number '44'.



Write the number '44'.

44

---



---



---



---



---



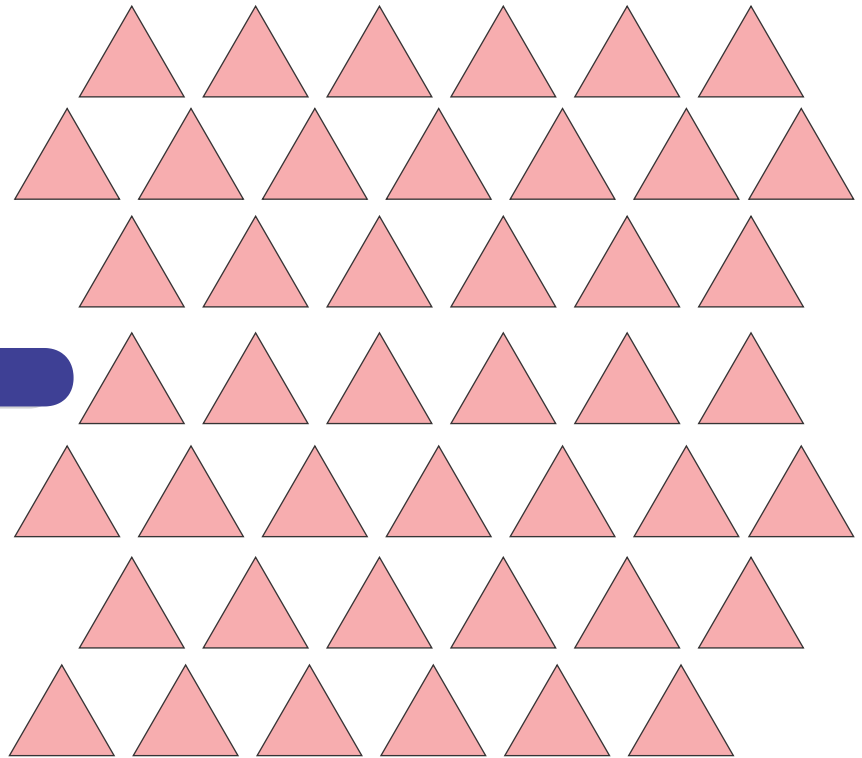

---



scan QR code for  
more worksheets

Student Name: \_\_\_\_\_ Date: \_\_\_\_\_

Count the triangles and write the number '44'.



44

---

---

---

---

---

---

---

---

---

---