




Student Name: \_\_\_\_\_ Date: \_\_\_\_\_


Count the things and colour the correct number.




40      41      39




36      40      39




39      36      41



38      40      24



35      32      37



34      38      31



Student Name: \_\_\_\_\_ Date: \_\_\_\_\_

Fill in the missing numbers.

35	
----	--

37	
----	--

38	
----	--

38		40
----	--	----

36		38
----	--	----

39	
----	--

36		38
----	--	----

	39
--	----

	40
--	----

36	
----	--



Student Name: \_\_\_\_\_ Date: \_\_\_\_\_

Write the number into tens and ones.

37 = \_\_\_\_\_ tens \_\_\_\_\_ ones

39 = \_\_\_\_\_ tens \_\_\_\_\_ ones

40 = \_\_\_\_\_ tens \_\_\_\_\_ ones

36 = \_\_\_\_\_ tens \_\_\_\_\_ ones

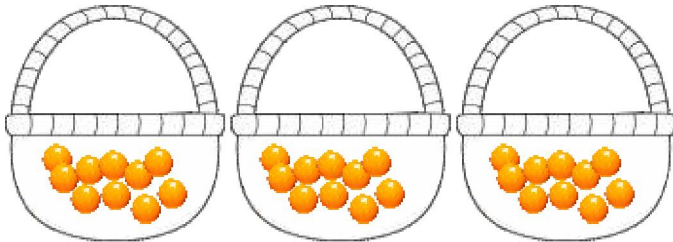
38 = \_\_\_\_\_ tens \_\_\_\_\_ ones



scan QR code for more worksheets

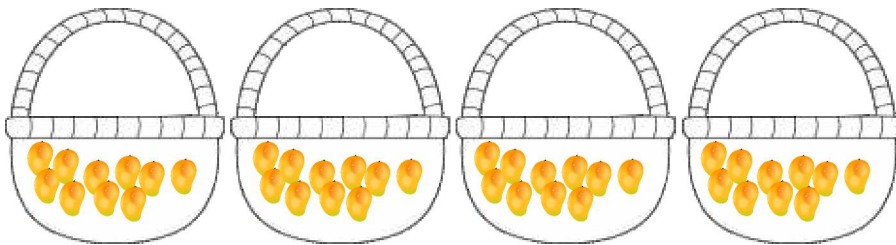
Student Name: \_\_\_\_\_ Date: \_\_\_\_\_

Count and write how many tens and ones.





tens	ones

=




tens	ones

=



tens	ones

=



tens	ones

=