




scan QR code for
more worksheets


Student Name: _____ Date: _____

Count and match the numbers.


15




11



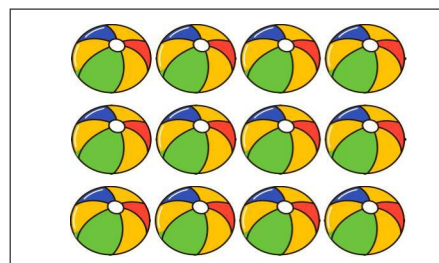
12



14




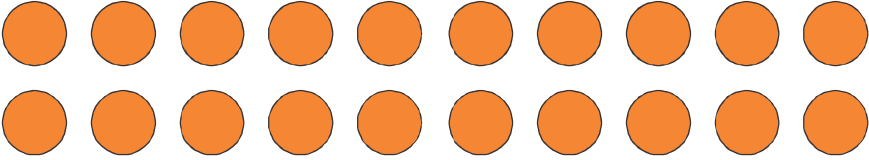



13





Student Name: _____ Date: _____

Read the number and circle the picture accordingly.



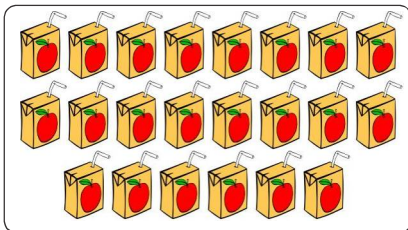


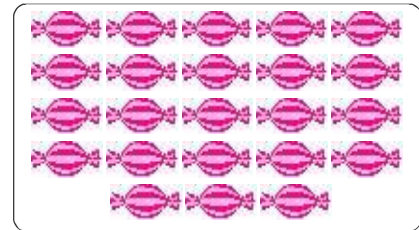

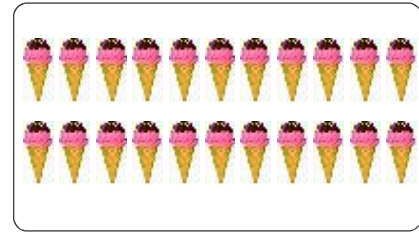

20	
18	
17	
19	
16	



scan QR code for more worksheets

Student Name: _____ Date: _____

Count and join the groups which have equal number of pictures.





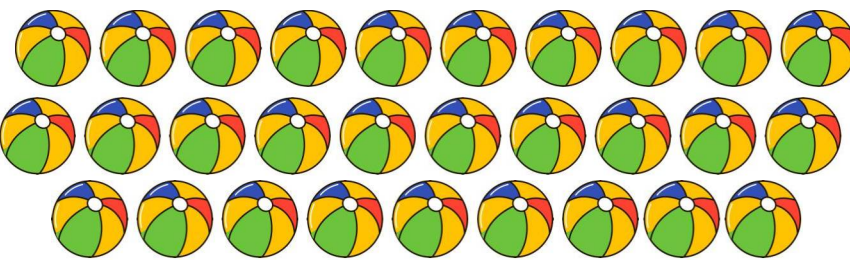




scan QR code for more worksheets

Student Name: _____ Date: _____

Read the number count and circle the object according to the number.









28	
29	
26	
30	
27	



scan QR code for more worksheets

Student Name: _____ Date: _____

Count and colour the correct number.

 <p>12 19 15</p>	 <p>20 11 14</p>
 <p>17 18 16</p>	 <p>15 10 11</p>
 <p>19 20 18</p>	 <p>15 16 14</p>
 <p>12 13 17</p>	 <p>19 18 17</p>



Student Name: _____ Date: _____

Read the number and stamp the colour dots with the finger.








22	
26	
28	
21	
24	
30	
27	



scan QR code for more worksheets

Student Name: _____ Date: _____

Count the pictures and write the correct answer in the given box.


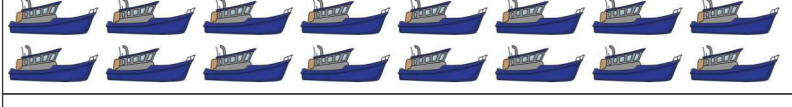
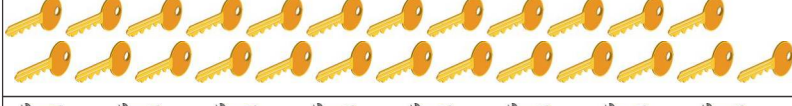






scan QR code for more worksheets

Student Name: _____ Date: _____

Count the group of things and match them with correct number: 1 - 30



6
25
18
10
20
9
13
21
30
17
14
23
19
28
16



Student Name: _____ Date: _____

Write the missing number 1 - 30.

1		3		
6		8		10
	12		14	
16				20
	22	23		
26	27			30



Student Name: _____ Date: _____

Write the missing numbers in falling leaves (1 - 30).

