




scan QR code for
more worksheets

Student Name: _____ Date: _____

Cut and paste the coloured paper on number '30'.



Trace the number '30'.






scan QR code for
more worksheets


Student Name: _____ Date: _____

Draw more flowers to make it '30'.



A large teal number '30' is on the left. To its right are three rows of four flowers each. Below these are two rows of seven flowers each. The entire drawing area is enclosed in a rectangular frame.

Trace and write the number '30'.




Four rows of handwriting practice. The first row contains four dotted '30's for tracing. The second row is empty. The third row has two red dots on the baseline for starting points. The fourth row is empty.



scan QR code for
more worksheets

Student Name: _____ Date: _____

Colour the mangoes which contain number '30'.



15	17	30	25			
26	30	12	29			
6	30	7	30	28	15	30
30	21	30	19	20	30	18
30	23	30	14	30	11	30

Trace and write the number '30'.


30 30 30 30



scan QR code for
more worksheets

Student Name: _____ Date: _____

Trace the number '30' and colour it.






Write the number '30'.



scan QR code for
more worksheets

Student Name: _____ Date: _____

Count the ice-cream and write the number '30'.



Three sets of handwriting practice lines. Each set consists of a top line, a middle line, and a bottom line. The first set has two red dots on the top line. The second set has two red dots on the top line. The third set has two red dots on the top line.