

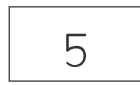
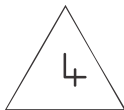
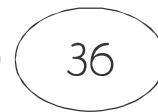
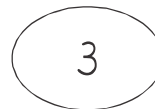

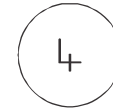
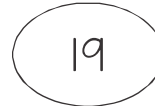
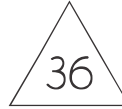





Student Name: \_\_\_\_\_ Date: \_\_\_\_\_

Colour the shapes which contains number '36'.

36



Write the number '36'.

36







scan QR code for  
more worksheets

Student Name: \_\_\_\_\_ Date: \_\_\_\_\_

Draw more carrots to make it number '36'.

36



Write the number '36'.

36

---

---

---

---

---

---

---

---



scan QR code for  
more worksheets

Student Name: \_\_\_\_\_ Date: \_\_\_\_\_

Count and circle only '36' stars.

# 36



Write the number '36'.

\_\_\_\_\_

\_\_\_\_\_

\_\_\_\_\_

\_\_\_\_\_

\_\_\_\_\_

\_\_\_\_\_



scan QR code for  
more worksheets

Student Name: \_\_\_\_\_ Date: \_\_\_\_\_

Count the tomatoes and write the number '36'.

36



---

---

---

---

---

---

---

---

---

---

---

---