




scan QR code for  
more worksheets

Student Name: \_\_\_\_\_ Date: \_\_\_\_\_

Colour the number '25' with q-tips.



Trace the number '25'.






scan QR code for  
more worksheets

Student Name: \_\_\_\_\_ Date: \_\_\_\_\_

Trace the number '25' and colour it.



Trace and write the number '25'.







scan QR code for  
more worksheets

Student Name: \_\_\_\_\_ Date: \_\_\_\_\_

Draw 25 dots in the given box with the help of finger.



Trace and write the number '25'.






scan QR code for  
more worksheets

Student Name: \_\_\_\_\_ Date: \_\_\_\_\_

Find and circle the number '25'.



25 10 21 24 11 25  
24 23 25 12 25 24  
23 25 12 25 13 24  
22 25 13 21  
10 9 18 19  
5 8 25 25  
6 3 22 25  
4 22 18 20  
25 20 25 14 16 23  
0 15 15 18 23 15  
2 13 1 25 25 7 15  
16

Write the number '25'.

\_\_\_\_\_

\_\_\_\_\_



\_\_\_\_\_



scan QR code for  
more worksheets

Student Name: \_\_\_\_\_ Date: \_\_\_\_\_

Count the bananas and write the number '25'.



Three sets of handwriting practice lines. Each set consists of a top line, a middle line, and a bottom line. A red dot is placed on the middle line of each set, serving as a starting point for writing the number '25'.