




scan QR code for  
more worksheets

Student Name: \_\_\_\_\_ Date: \_\_\_\_\_

Find and colour the number '32'.



Write the number '32'.

32

---

---

---

---

---

---

---


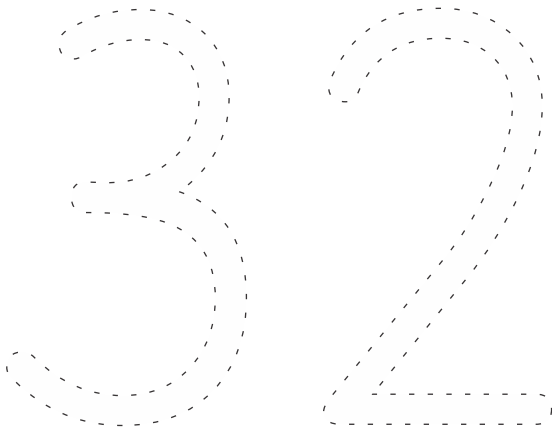
---



scan QR code for  
more worksheets

Student Name: \_\_\_\_\_ Date: \_\_\_\_\_

Trace the number '32' and draw '32' dots with the cotton bud in the box.



Write the number '32'.

32

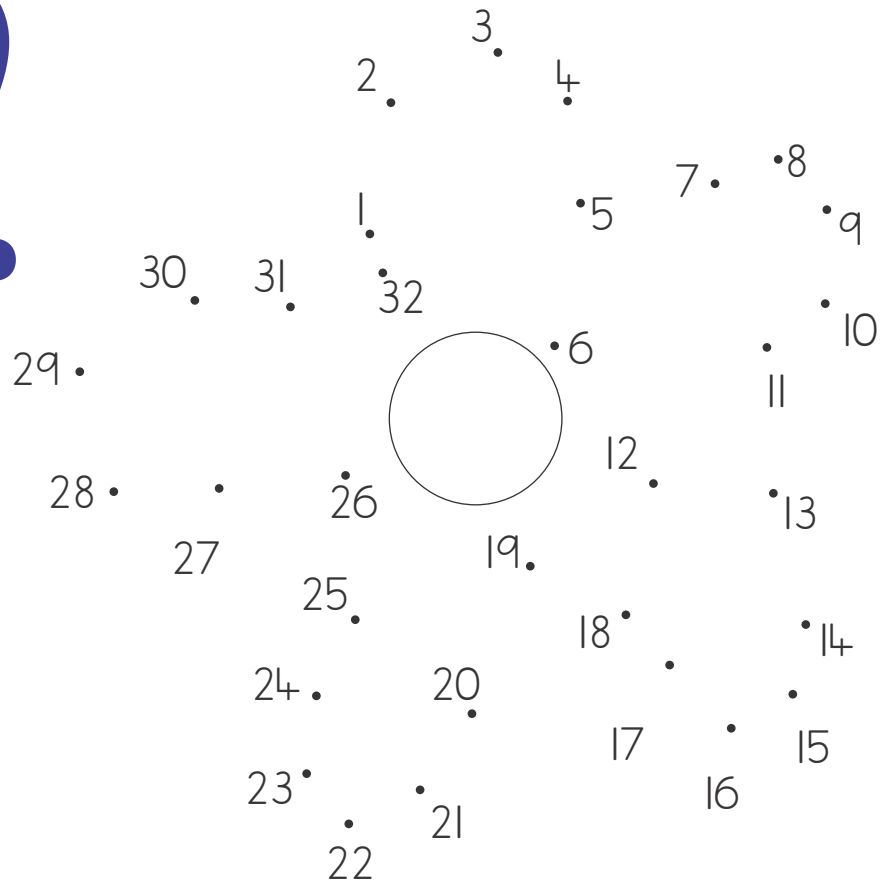


scan QR code for  
more worksheets

Student Name: \_\_\_\_\_ Date: \_\_\_\_\_

Connect the number 1-32 and complete and colour the flower.

# 32



Write the number '32'.

32




scan QR code for  
more worksheets

Student Name: \_\_\_\_\_ Date: \_\_\_\_\_

Count the pineapples and write the numbers '32'.

32



---

---

---

---

---

---

---

---

---

---

---

---

---

---

---

---