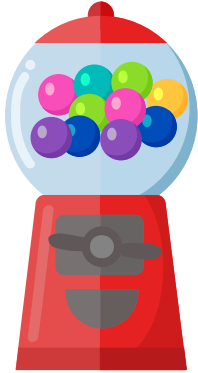





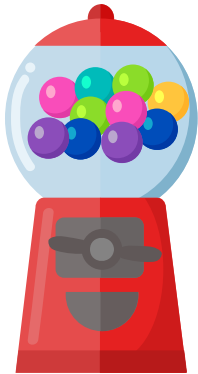
scan QR code for more worksheets

Student Name: _____ Date: _____


Count and write the correct number of tens and ones in the blanks.





| | |
|------|------|
| tens | ones |
| | |



| | |
|------|------|
| tens | ones |
| | |



| | |
|------|------|
| tens | ones |
| | |




| | |
|------|------|
| tens | ones |
| | |




scan QR code for
more worksheets

Student Name: _____ Date: _____


Count and write the correct number of tens and ones.



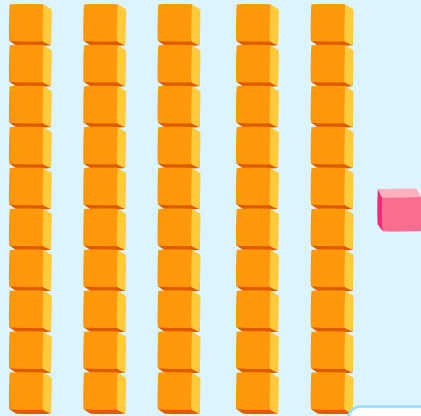
___tens ___ ones =




___tens ___ ones =




___tens ___ ones =



___tens ___ ones =



___tens ___ ones =




___tens ___ ones =





scan QR code for more worksheets


Student Name: _____ Date: _____


Count each set of blocks using tens and ones. Write the correct answer in the given box.





































scan QR code for
more worksheets

Student Name: _____ Date: _____

Match the correct tens and ones with its numbers.








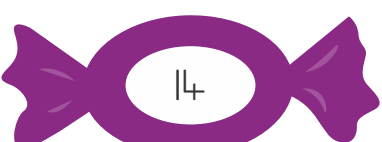


| | | | |
|---|---|---|---|
|  |  | = |  |
|  |  | = |  |
|  |  | = |  |
|  |  | = |  |
|  |  | = |  |
|  |  | = |  |
|  |  | = |  |



scan QR code for more worksheets

Student Name: _____ Date: _____

Write these number into tens and ones.





























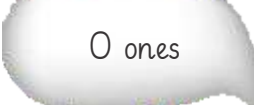

| | tens | ones |
|---|--|---|
|  | =  |  |
|  | =  |  |
|  | =  |  |
|  | =  |  |
|  | =  |  |
|  | =  |  |
|  | =  |  |
|  | =  |  |



scan QR code for more worksheets

Student Name: _____ Date: _____

Write the missing numbers.

| | | | |
|--|--|---|--|
|  3 tens |  ones | = |  30 |
|  2 tens |  8 ones | = |  |
|  tens |  ones | = |  50 |
|  1 tens |  3 tens | = |  |
|  0 tens |  9 tens | = |  |
|  tens |  ones | = |  43 |
|  tens |  9 tens | = |  29 |
|  3 tens |  ones | = |  34 |
|  2 tens |  1 ones | = |  |
|  4 tens |  0 ones | = |  |