



scan QR code for  
more worksheets


Student Name: \_\_\_\_\_ Date: \_\_\_\_\_



'A' is for Astronaut



Trace the diagonal lines.



Trace & Write the letter 'A'.





scan QR code for  
more worksheets

Student Name: \_\_\_\_\_ Date: \_\_\_\_\_

Colour the apron and write the letter 'A'.

'A' is for Apron



Trace and write:

Tracing practice lines for the letter 'A'. The first row contains four dotted 'A's for tracing. Below it are two rows of blank lines for independent writing, each starting with a red dot on the baseline.

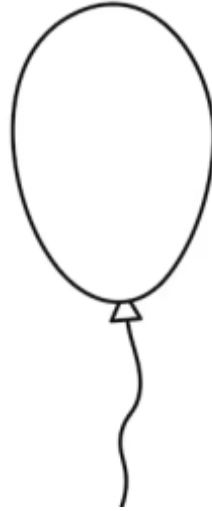
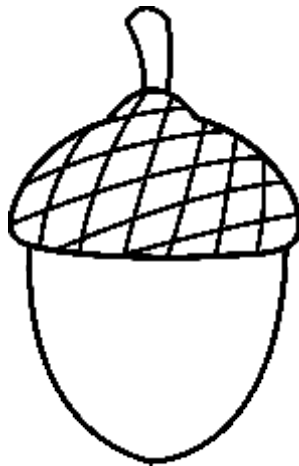



scan QR code for  
more worksheets

Student Name: \_\_\_\_\_ Date: \_\_\_\_\_

Colour the pictures that start with letter 'Aa'.

Aa



Trace and write letter 'Aa'.

Aa

Aa

Aa

Aa



scan QR code for  
more worksheets

Student Name: \_\_\_\_\_ Date: \_\_\_\_\_

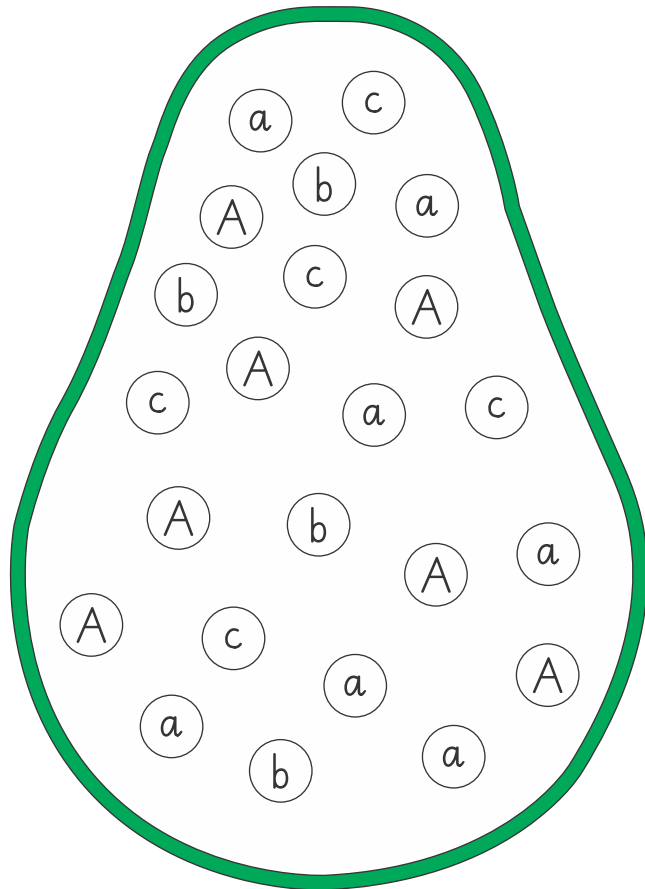
Find and colour the letter 'A' 'a'.

A  green

a  yellow

'A' is for Avacado

Aa



Trace and write:






scan QR code for  
more worksheets

Student Name: \_\_\_\_\_ Date: \_\_\_\_\_

Colour the apple and write letter 'Aa'.

'Aa' is for Apple / Ant

Aa



Trace and write.

Aa

Handwriting practice lines consisting of three horizontal lines with a red dot at the top line and another red dot at the middle line, providing a guide for letter height and placement.