











scan QR code for more worksheets

Student Name: _____ Date: _____

Colour the beginning sound of each pictures.

 <p>(i)</p> <p>(g)</p>	 <p>(b)</p> <p>(i)</p>
 <p>(f)</p> <p>(i)</p>	 <p>(c)</p> <p>(i)</p>
 <p>(i)</p> <p>(a)</p>	 <p>(i)</p> <p>(d)</p>
 <p>(g)</p> <p>(i)</p>	 <p>(e)</p> <p>(i)</p>



scan QR code for
more worksheets

Student Name: _____ Date: _____

Say the name and write the middle sound of each picture.



p__n



s__x



l__p



b__b



l__d