



Student Name: \_\_\_\_\_ Date: \_\_\_\_\_

Find the letter 'H' and colour it with red.

|  |   |
|--|---|
| b H<br>a C<br>h H<br>d<br>e h<br>H f<br>b H<br>a c<br>H C<br>f h | e h<br>H<br>a c<br>H f<br>b e<br>H<br>d c<br>H h<br>f a<br>H d<br>f H |
|--|---|

Trace the letter 'H'.

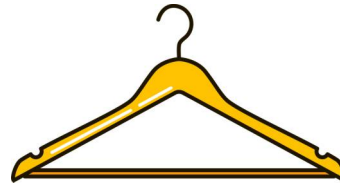


Tracing practice lines for the letter 'H'. Each line contains four dotted 'H' characters for tracing.




scan QR code for  
more worksheets

Student Name: \_\_\_\_\_ Date: \_\_\_\_\_

Circle the pictures that start with letter 'H'.



Trace and write:





scan QR code for  
more worksheets

Student Name: \_\_\_\_\_ Date: \_\_\_\_\_

Write the beginning letter and trace letter "Hh".



\_\_\_\_ouse



\_\_\_\_ippo



\_\_\_\_and

Hh



\_\_\_\_oney



\_\_\_\_ammer



\_\_\_\_en

Hh Hh Hh Hh

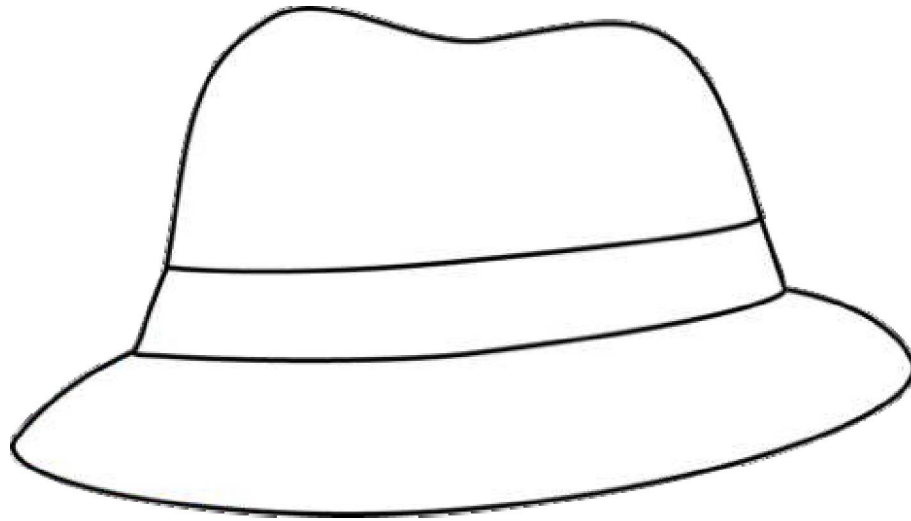
\_\_\_\_\_




Student Name: \_\_\_\_\_ Date: \_\_\_\_\_

Colour the hat and decorate it with flowers.

'Hh' is for Hat  
Hh



Trace and write:





scan QR code for  
more worksheets

Student Name: \_\_\_\_\_ Date: \_\_\_\_\_

Colour the house and write the letter 'Hh'.

'Hh' is for House

