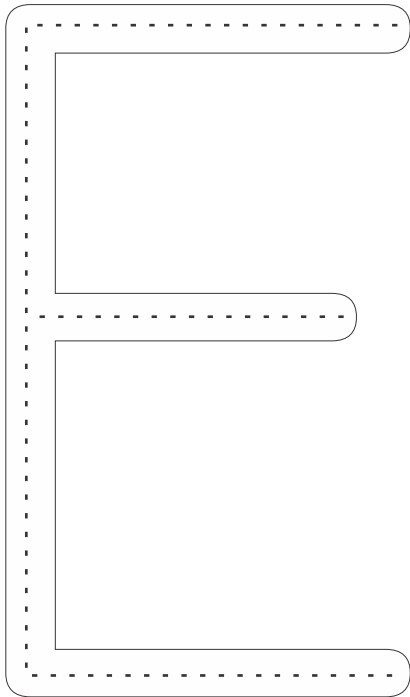





scan QR code for
more worksheets

Student Name: _____ Date: _____

Colour the pictures that start with letter 'E'.



'E' is for Eagle



Trace and Write:






scan QR code for
more worksheets

Student Name: _____ Date: _____

Circle the pictures that start with letter 'E'.



Trace and Write:

Tracing and writing lines for the letter 'E'. The first line shows a dotted 'E' on a three-line grid. Below it are two more sets of three-line grids for independent practice.



scan QR code for
more worksheets

Student Name: _____ Date: _____

Cut the coloured paper into pieces and paste it on letter 'Ee'.



Trace the letter 'Ee'.





scan QR code for
more worksheets

Student Name: _____ Date: _____

Decorate the envelop with stars / flowers.

Ee

'Ee' is for Envelop



Trace and Write 'Ee'.

E

e

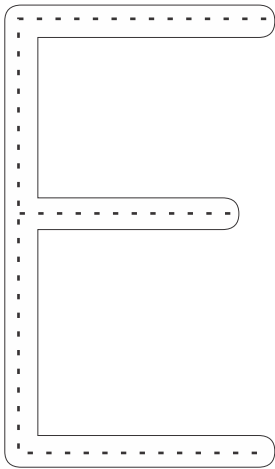


scan QR code for
more worksheets

Student Name: _____ Date: _____

Colour the earth and write the letter 'Ee'.

'Ee' is for Earth



Handwriting practice lines for the letter 'Ee'. The first line shows a dotted 'Ee' for tracing, followed by four sets of blank lines with red starting dots for independent practice.