

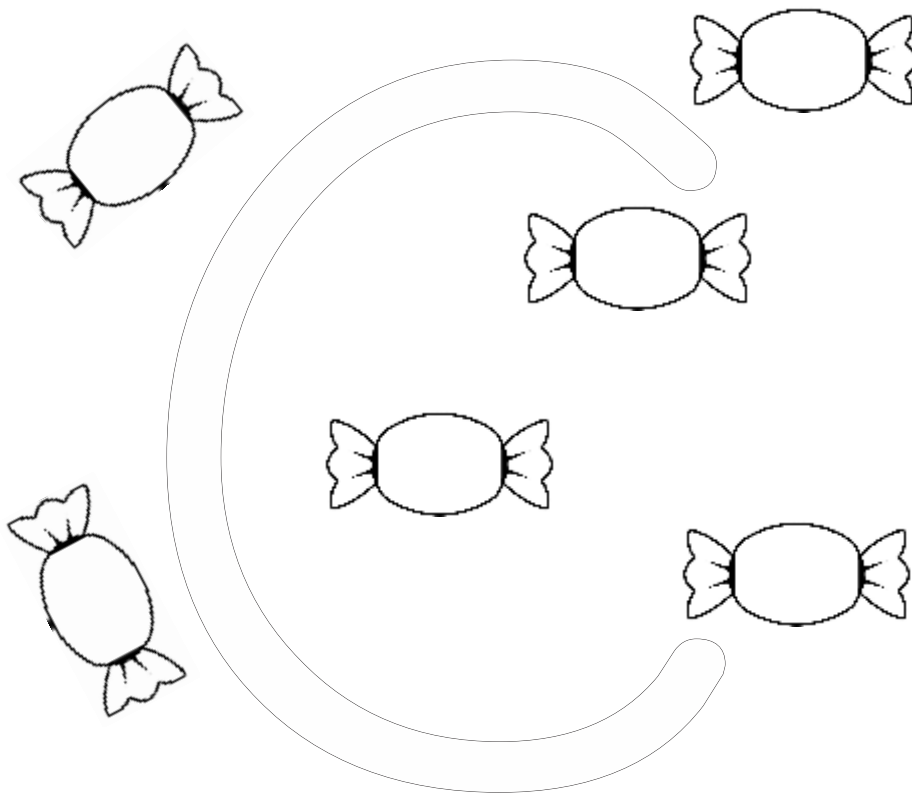


scan QR code for  
more worksheets

Student Name: \_\_\_\_\_ Date: \_\_\_\_\_

Colour the letter 'C' and candies with different crayons.

'C' is for Candy



Trace and Write:

Tracing and writing practice lines for the letter 'C'. The first row contains four dotted uppercase 'C's for tracing, each with a red starting dot. Below this are two rows of blank lines for independent writing, each starting with a red dot on the top line.

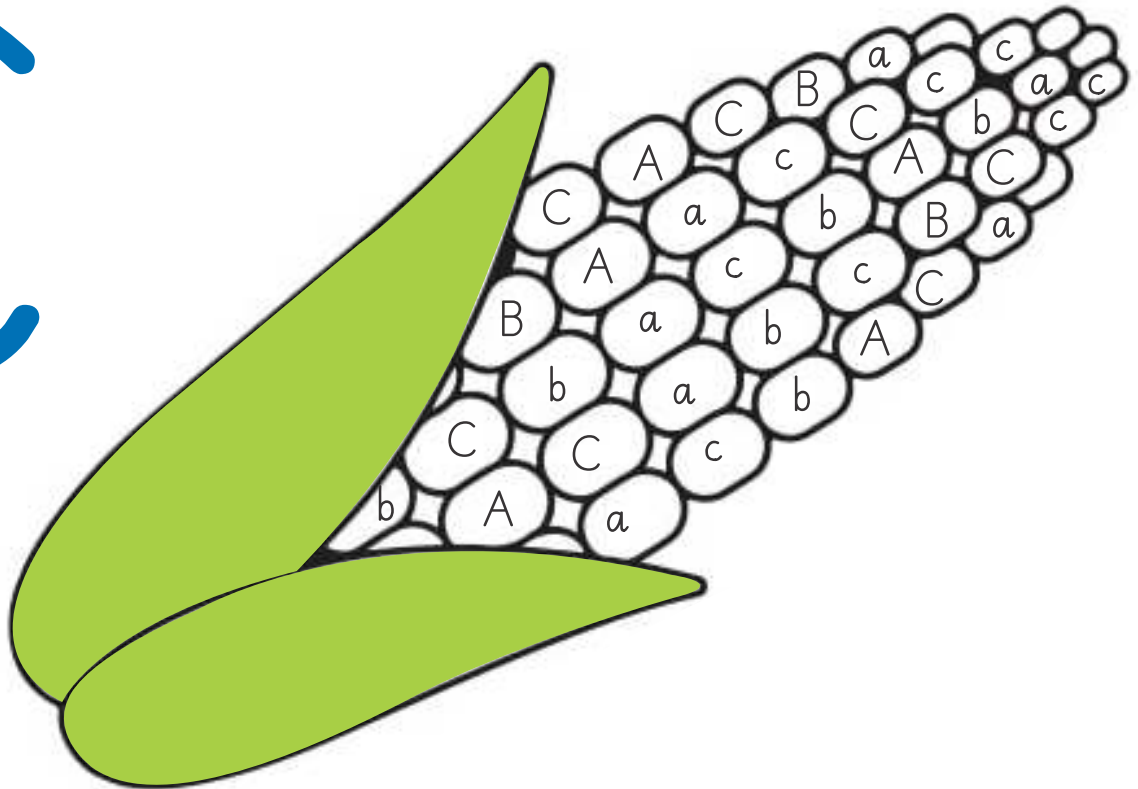


scan QR code for  
more worksheets

Student Name: \_\_\_\_\_ Date: \_\_\_\_\_

Find and colour the letter 'C'.

'C' is for Corn



Trace and Write:

Tracing and writing practice lines for the letter 'C'. Each row contains a dotted 'C' for tracing, followed by a red dot on the top line for starting to write, and blank space for writing the letter.




scan QR code for  
more worksheets

Student Name: \_\_\_\_\_ Date: \_\_\_\_\_

Cut and paste the pieces of coloured paper.

'Cc' is for Cupcake



Trace and Write:

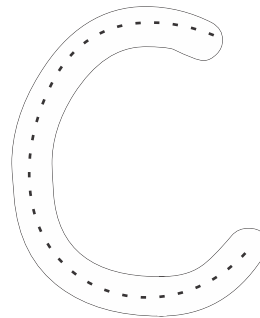
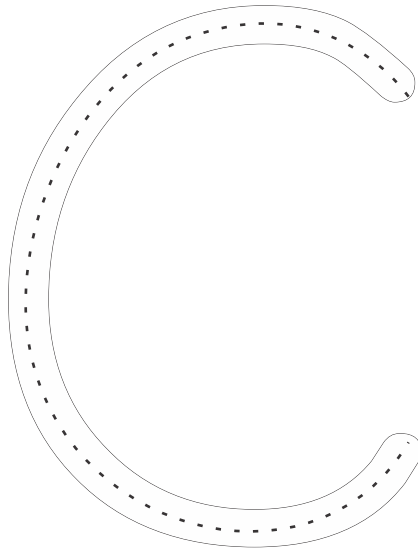




scan QR code for  
more worksheets

Student Name: \_\_\_\_\_ Date: \_\_\_\_\_

Circle the pictures that start with letter 'Cc' and trace the letter.



Trace and Write:



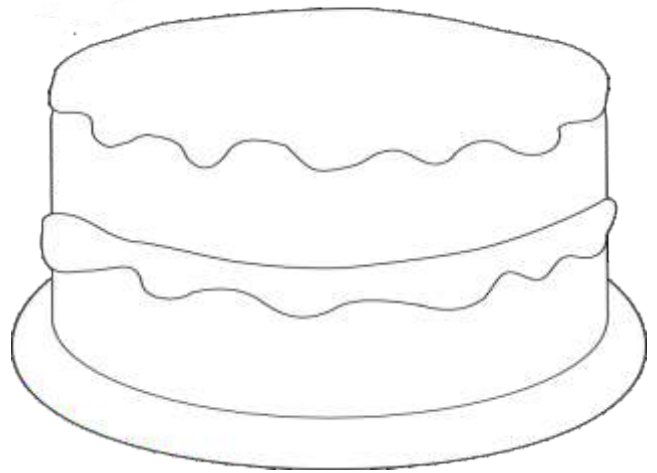
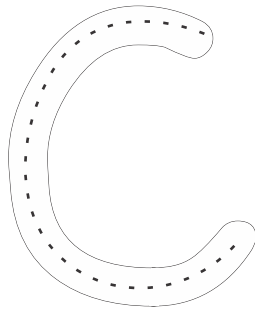
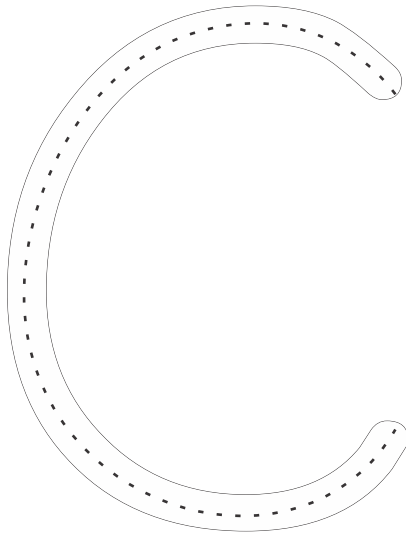


scan QR code for  
more worksheets

Student Name: \_\_\_\_\_ Date: \_\_\_\_\_

Cut the candle with coloured paper and paste it on cake.

'Cc' is for Cake



Trace and Write:

Cc

.

.

.

.

.

.

.

.

.

.

.