




scan QR code for
more worksheets

Student Name: _____ Date: _____

Cut the different coloured triangles and paste them on letter 'T'.

'T' is for Triangle



Trace the letter 'T'.



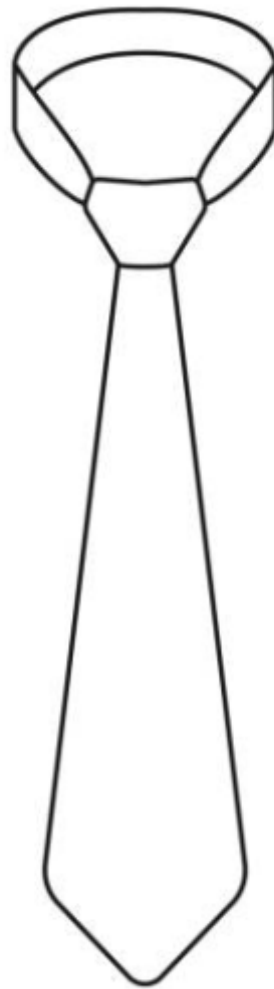
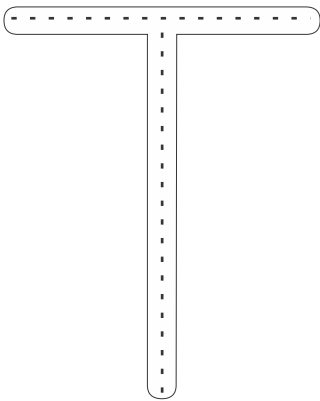


scan QR code for
more worksheets

Student Name: _____ Date: _____

Colour the tie with the help of finger prints.

'T' is for Tie



Trace and write:




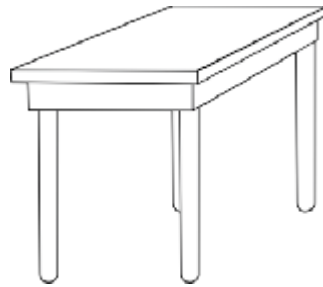





scan QR code for
more worksheets

Student Name: _____ Date: _____

Colour the pictures that start with letter 'Tt'.

T t



Trace and write:



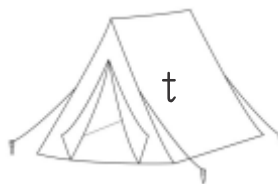
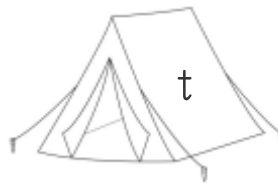
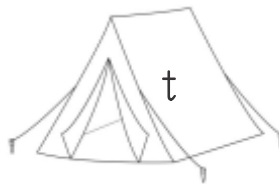
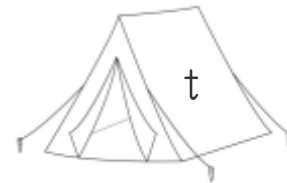
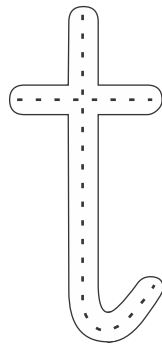
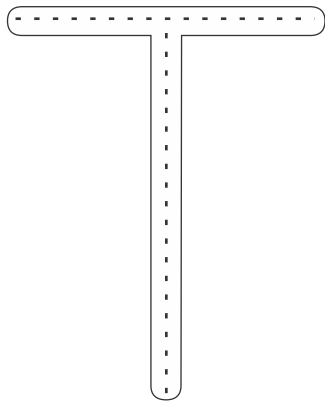


scan QR code for more worksheets

Student Name: _____ Date: _____

Colour the tent which contain letter 'Tt'.

'Tt' is for Tent



Trace and write:





scan QR code for
more worksheets

Student Name: _____ Date: _____

Colour the truck and write the letter 'Tt'.

'Tt' is for Truck

