




Student Name: _____ Date: _____

Circle the pictures that start with letter 'R'.



Trace the letter 'R'.






Student Name: _____ Date: _____

Paste the cotton balls on rabbit.

R

'Rr' is for Rabbit



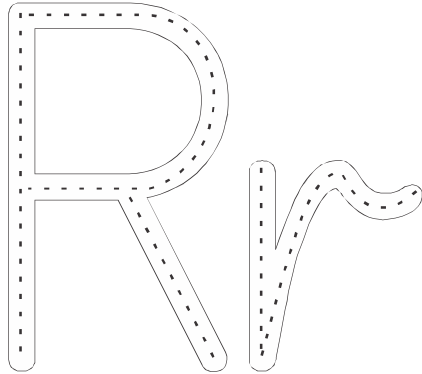
Trace and write:

R R R R




Student Name: _____ Date: _____



Colour the rocket that contains the letter 'R' 'r'.



'Rr' is for Rocket



Trace and write:








scan QR code for
more worksheets

Student Name: _____ Date: _____

Colour the animals that start with letter 'Rr'.

Rr



Trace and write:

R

r


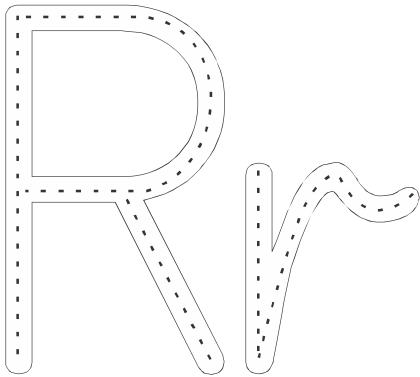


scan QR code for
more worksheets

Student Name: _____ Date: _____

Colour the Robot and write the letter 'Rr'.

'Rr' is for



Handwriting practice lines for the letter 'Rr'. The first line shows a dotted 'Rr' for tracing, followed by four sets of blank lines with red starting dots for independent practice.