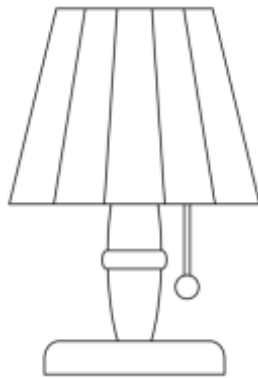





scan QR code for  
more worksheets

Student Name: \_\_\_\_\_ Date: \_\_\_\_\_

Colour the pictures that begins with letter 'Q'.




Trace the letter 'Q'.





scan QR code for  
more worksheets

Cut the coloured paper into pieces and paste it on letter 'Q'.



Trace and write:





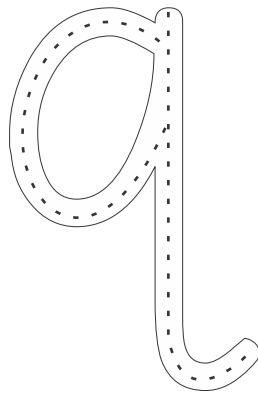
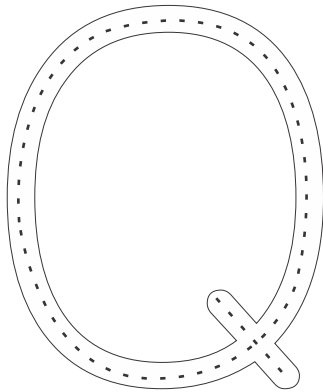
scan QR code for  
more worksheets

Student Name: \_\_\_\_\_ Date: \_\_\_\_\_







Identify the letter and colour them.

Q:  Red

q:  Blue



'Qq' is for Question Mark



Trace and write:





scan QR code for  
more worksheets

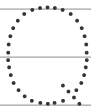
Student Name: \_\_\_\_\_ Date: \_\_\_\_\_

Circle the pictures that start with letter 'Qq'.

Q q



Trace and write:

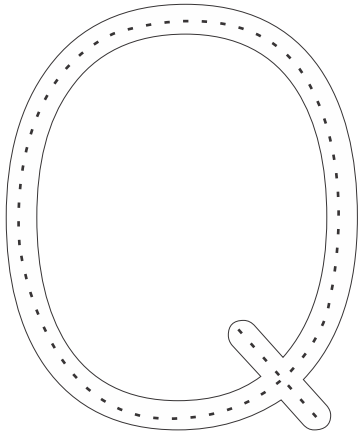




scan QR code for  
more worksheets

Student Name: \_\_\_\_\_ Date: \_\_\_\_\_

Colour the quilt and write the letter 'Qq'.



'Qq' is for Quilt

