

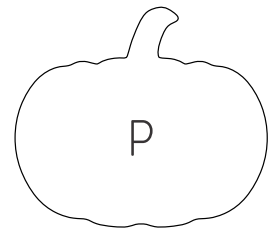
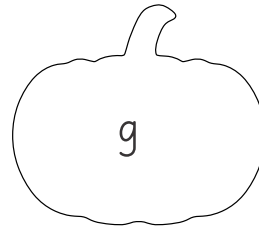
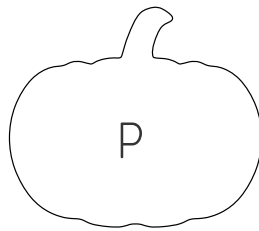

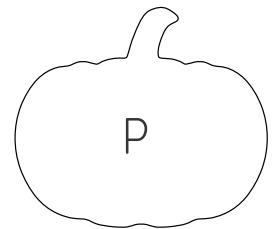

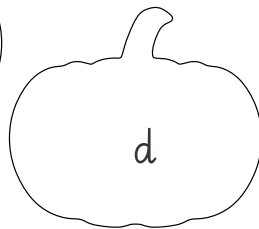
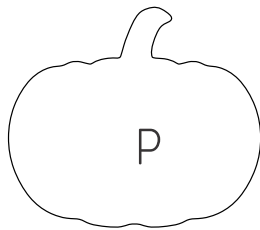
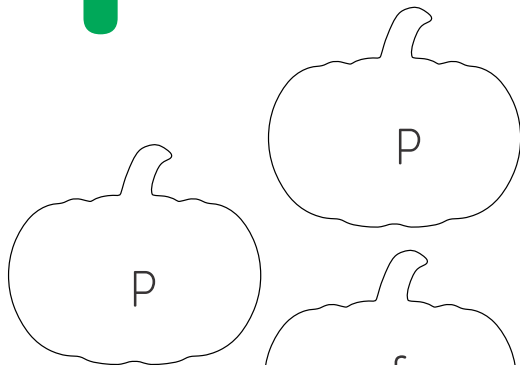
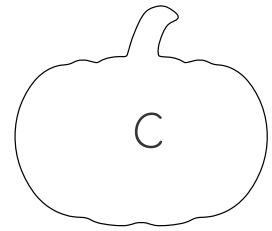
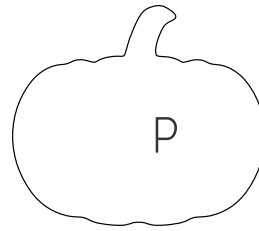
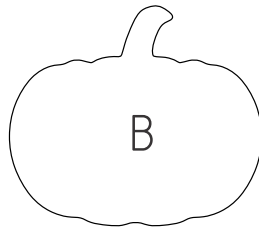
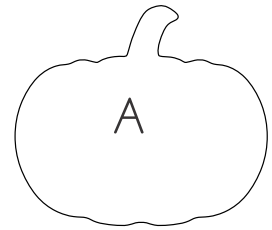

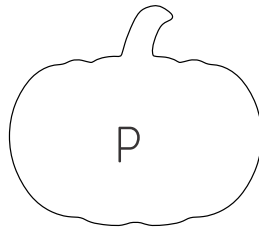


Student Name: _____ Date: _____

Colour the pumpkin which contains letter 'P'.

'P' is for Pumpkin

P



Trace the letter 'P'.




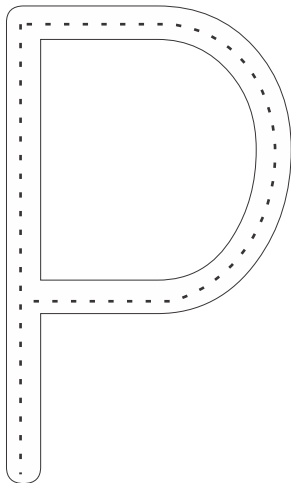


scan QR code for
more worksheets


Student Name: _____ Date: _____

Cut the yellow crepe paper and paste it on pineapple.

'P' is for Pineapple



Trace and write:



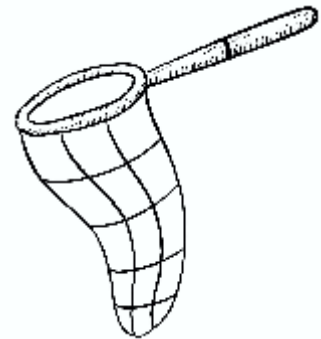

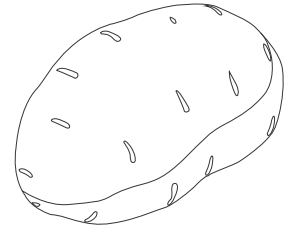





scan QR code for
more worksheets

Student Name: _____ Date: _____

Colour the picture that starts with letter 'P'.

Pp



Trace and write:

P p P p P p P p



scan QR code for
more worksheets

Student Name: _____ Date: _____


Identify the letter and colour them:

P:  Pink

p:  Blue

Pp

'Pp' is for Pencil



Trace and write:

P

p



scan QR code for
more worksheets

Student Name: _____ Date: _____

Colour the plant and write the letter 'Pp'.

'Pp' is for Plant

