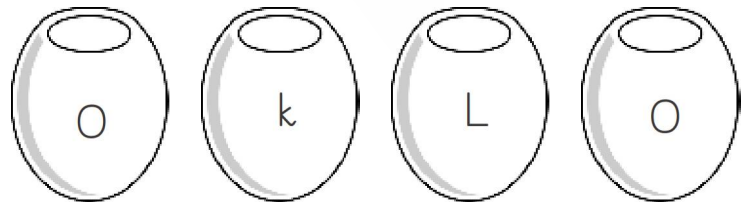
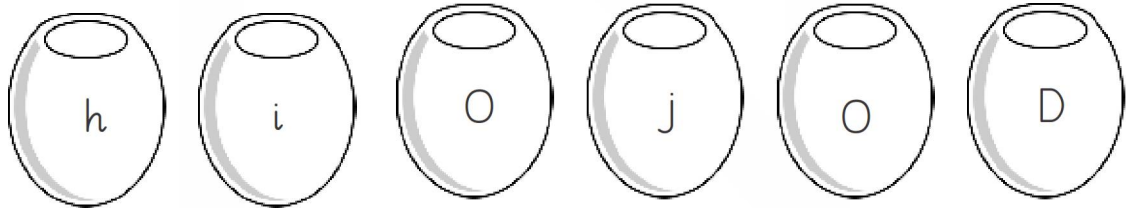
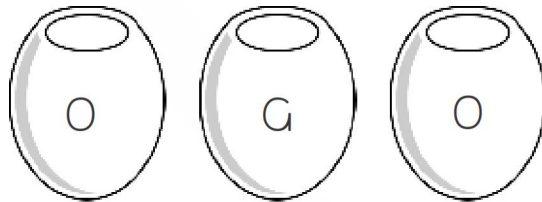
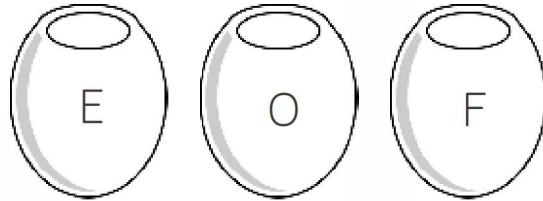
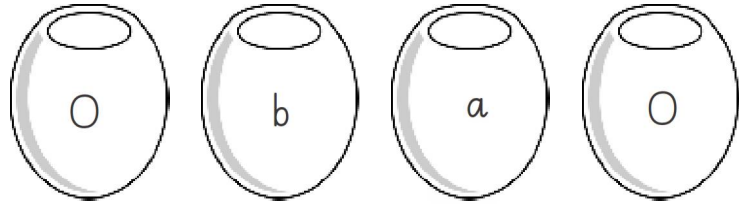
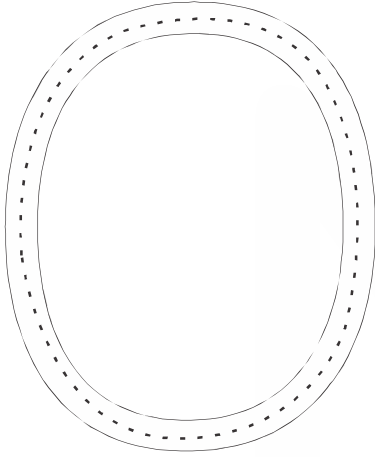




Student Name: _____ Date: _____

Find and colour the Olives that contains letter 'O'.

'O' is for Olive



Trace the letter 'O'.







Student Name: _____ Date: _____

Cut the brown paper into pieces and paste them on ox.

'O' is for Ox



Trace and write:


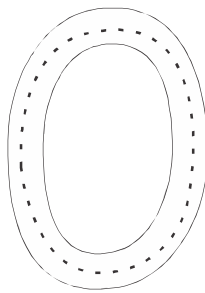
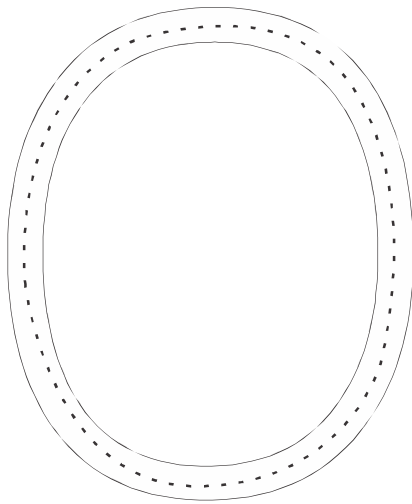
Tracing practice lines for the letter 'O'. The first row contains four dotted 'O's for tracing, each with a red starting dot. Below this are two rows of blank lines for independent writing, each with a red starting dot on the top line.



Student Name: _____ Date: _____

Cut the onion into half and stamp it into outline.

'Oo' is for Onion



Trace and write:





scan QR code for
more worksheets

Student Name: _____ Date: _____

Match the pictures with letter 'Oo'.



O o



Trace and write:





Student Name: _____ Date: _____

Colour the otter and write the letter 'Oo'.

'Oo' is for Otter

