




Student Name: _____ Date: _____

Cut the newspaper into pieces and paste it on letter 'N'.

'N' is for Newspaper



Trace the letter 'N'.







scan QR code for
more worksheets

Student Name: _____ Date: _____

Colour the correct picture.

'N' is for Nine



Trace and write:

Tracing practice lines for the letter N. The first row contains four dotted 'N's on a set of three horizontal lines. Below this are two more rows of blank three-line guides for independent writing. The bottom-most row has four red dots on the baseline to indicate starting points for writing.



Student Name: _____ Date: _____

Say the name of each picture. Write the beginning letter to complete the word:

N n



__est



__urse



__eedle



__ight



__et



__ib

Trace and write:

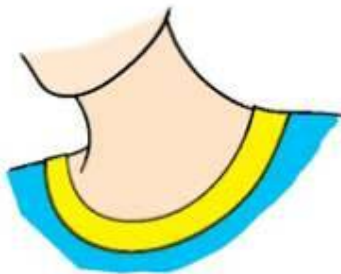
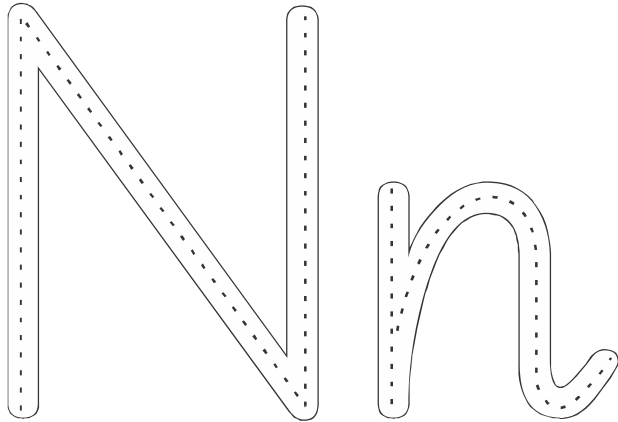
N n N n N n N n



scan QR code for
more worksheets

Student Name: _____ Date: _____

Circle the body parts that start with 'Nn'.



Trace and write:

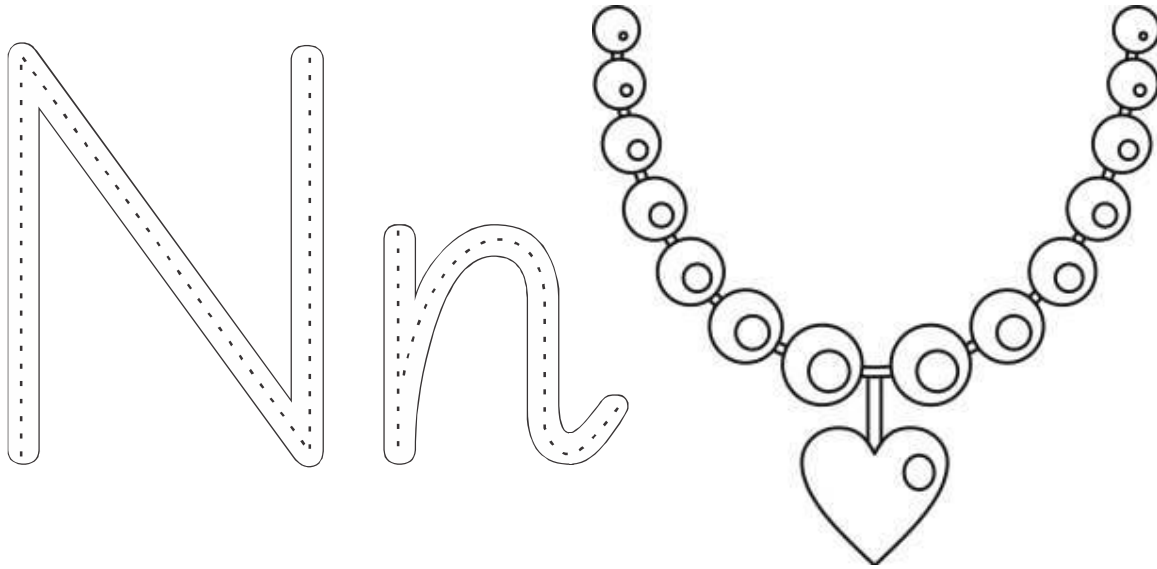




Student Name: _____ Date: _____

Colour the necklace and write letter 'Nn'.

'Nn' is for Necklace



Handwriting practice lines for the letter 'Nn'. The first line shows a dotted 'Nn' for tracing. The following lines are blank with red starting dots for independent practice.