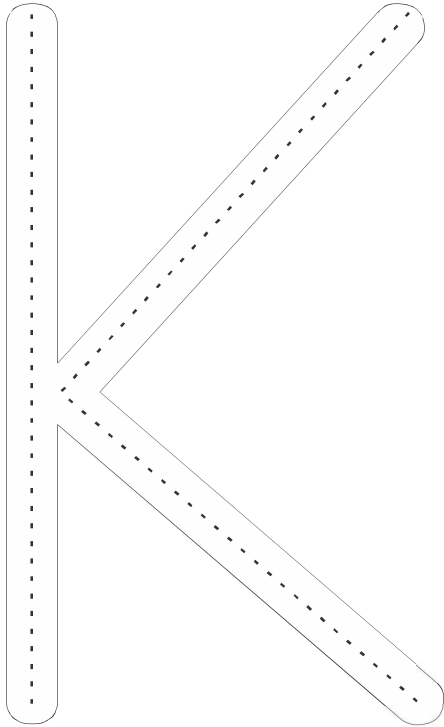





Student Name: _____ Date: _____

Colour the keys according to colour key.


k:  green K:  yellow



'K' is for Key




Trace the letter 'K'.



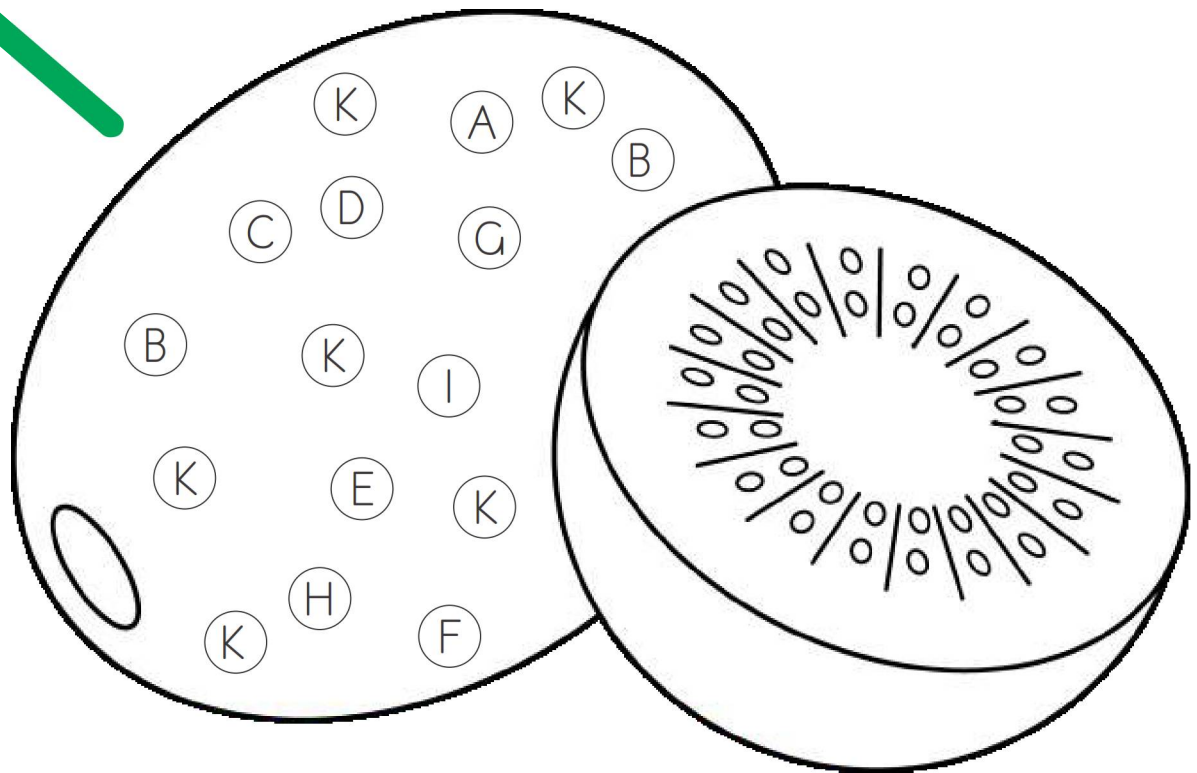


Student Name: _____ Date: _____

Find the letter K and colour it.



'K' is for Kiwi



Trace and write:


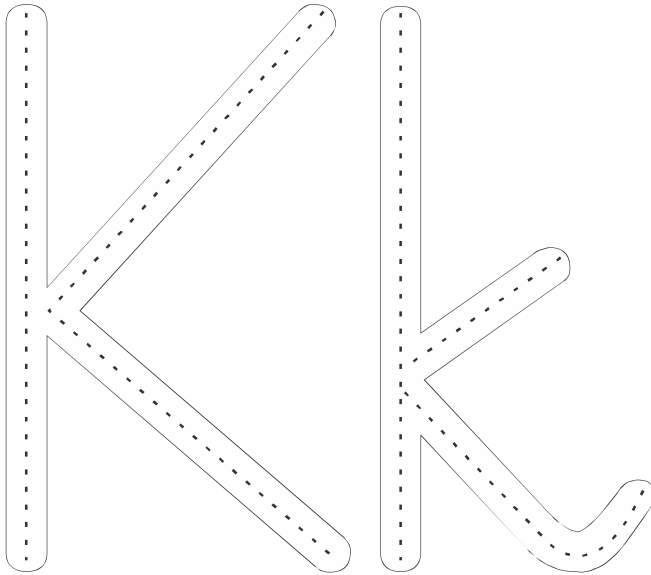




scan QR code for
more worksheets

Student Name: _____ Date: _____

Match the pictures with letter 'Kk'.



Trace and write:






Student Name: _____ Date: _____

Say the name of each picture. Write the beginning letter to complete the word.

Kk



_____ kangaroo



_____ kettle



_____ koala



_____ kid

Trace and write:



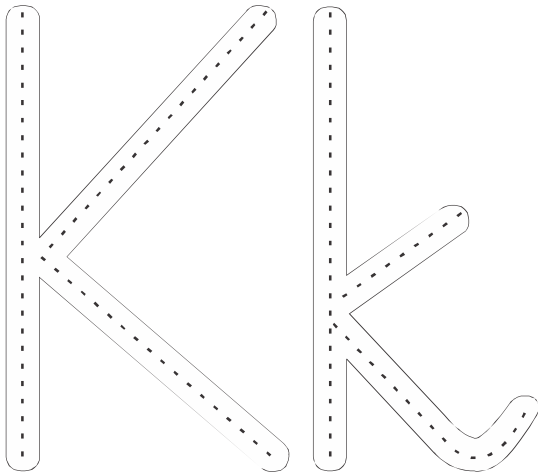


scan QR code for
more worksheets

Student Name: _____ Date: _____

Colour the ketchup and write the letter 'Kk'.

'Kk' is for Ketchup



Handwriting practice lines with red starting dots. The first line contains the letters 'Kk' for tracing. There are three more empty lines for independent practice.