



scan QR code for
more worksheets

Student Name: _____ Date: _____

Circle the pictures that start with letter 'J'.



Trace the letter 'J'.

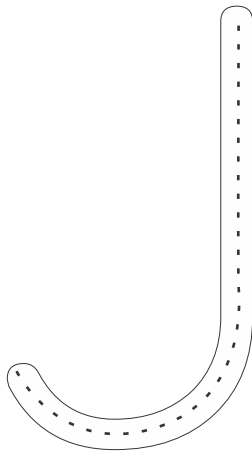




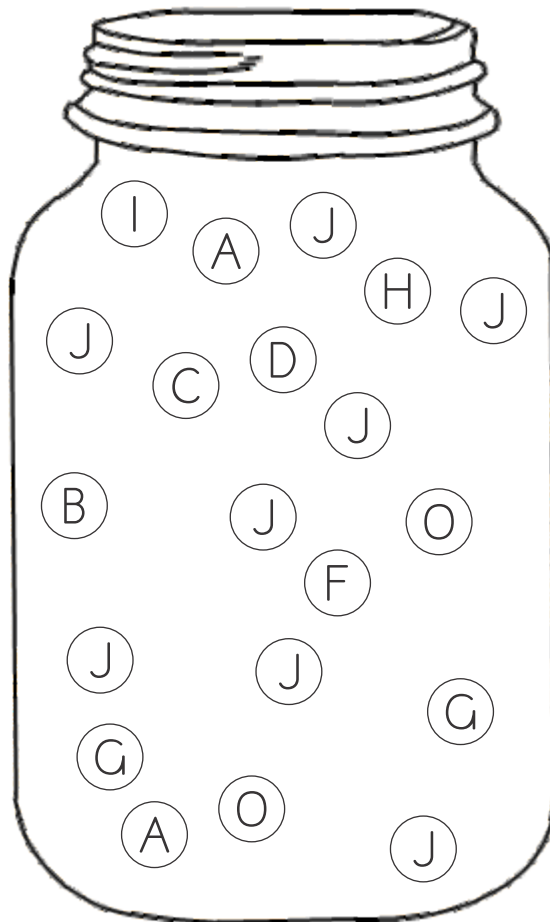
scan QR code for
more worksheets

Student Name: _____ Date: _____

Find the letter J and colour it.



'J' is for Jar



Trace and write:

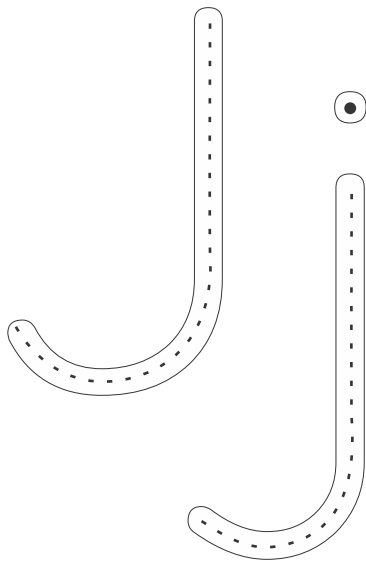





scan QR code for
more worksheets

Student Name: _____ Date: _____

Cut the circles with black paper and paste it on the Jacquard.



'Jj' is for Jacquard



Trace and write:






scan QR code for
more worksheets

Student Name: _____ Date: _____

Cut the coloured paper into pieces and paste it onto jelly.



'Jj' is for Jelly



Trace and write:



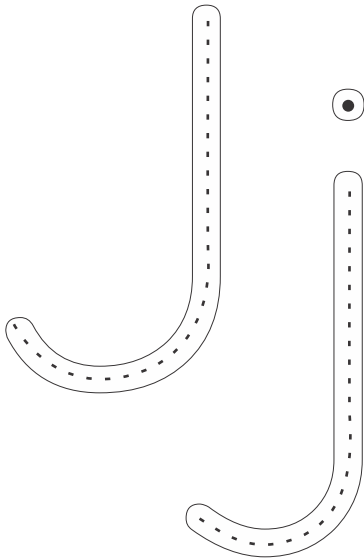


scan QR code for
more worksheets

Student Name: _____ Date: _____

Colour the juggler and write the letter 'Jj'.

'Jj' is for Juggler



Handwriting practice lines for the letter 'Jj'. The first line shows a dotted 'Jj' for tracing, followed by four sets of empty lines with red starting dots for independent practice.