




Student Name: _____ Date: _____

Cut the colour paper into pieces and paste it on number '5'.



Trace number 5:






Student Name: _____ Date: _____

Paint your hand with any colour and stamp it on hand outline.

Then count the fingers.



Trace number 5:



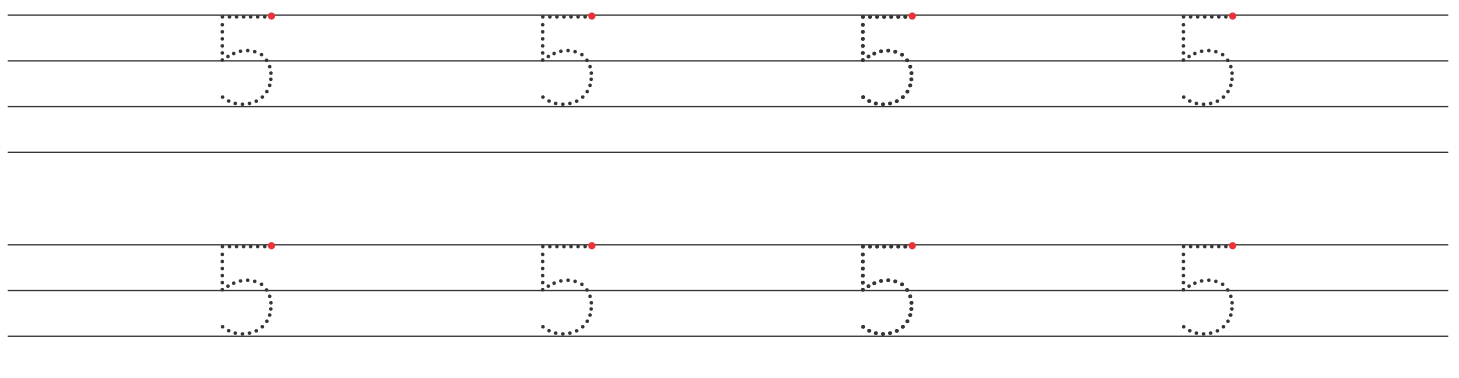


Student Name: _____ Date: _____

Trace with number '5' and colour the '5' stars.



Trace number 5:






scan QR code for
more worksheets

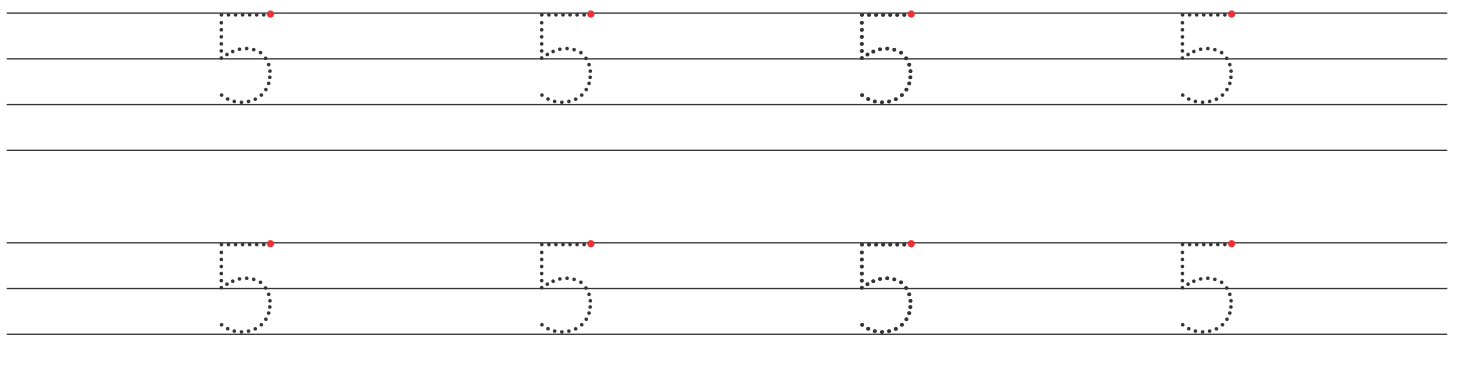
Student Name: _____ Date: _____

Trace the number '5' count and colour the vowels:



A large box containing a tracing guide for the number 5 and five cartoon vowels. The number 5 is shown with a solid outline and a dotted outline for tracing, with a red dot at the starting point. The vowels are 'a', 'e', 'o', 'i', and 'u', each with a smiling face and large eyes.

Trace number 5:



Two rows of handwriting practice lines. Each row contains four dotted number 5s for tracing, each with a red starting dot. The lines are horizontal and spaced evenly.



scan QR code for
more worksheets

Student Name: _____ Date: _____

Colour the candies and trace the number '5'.

