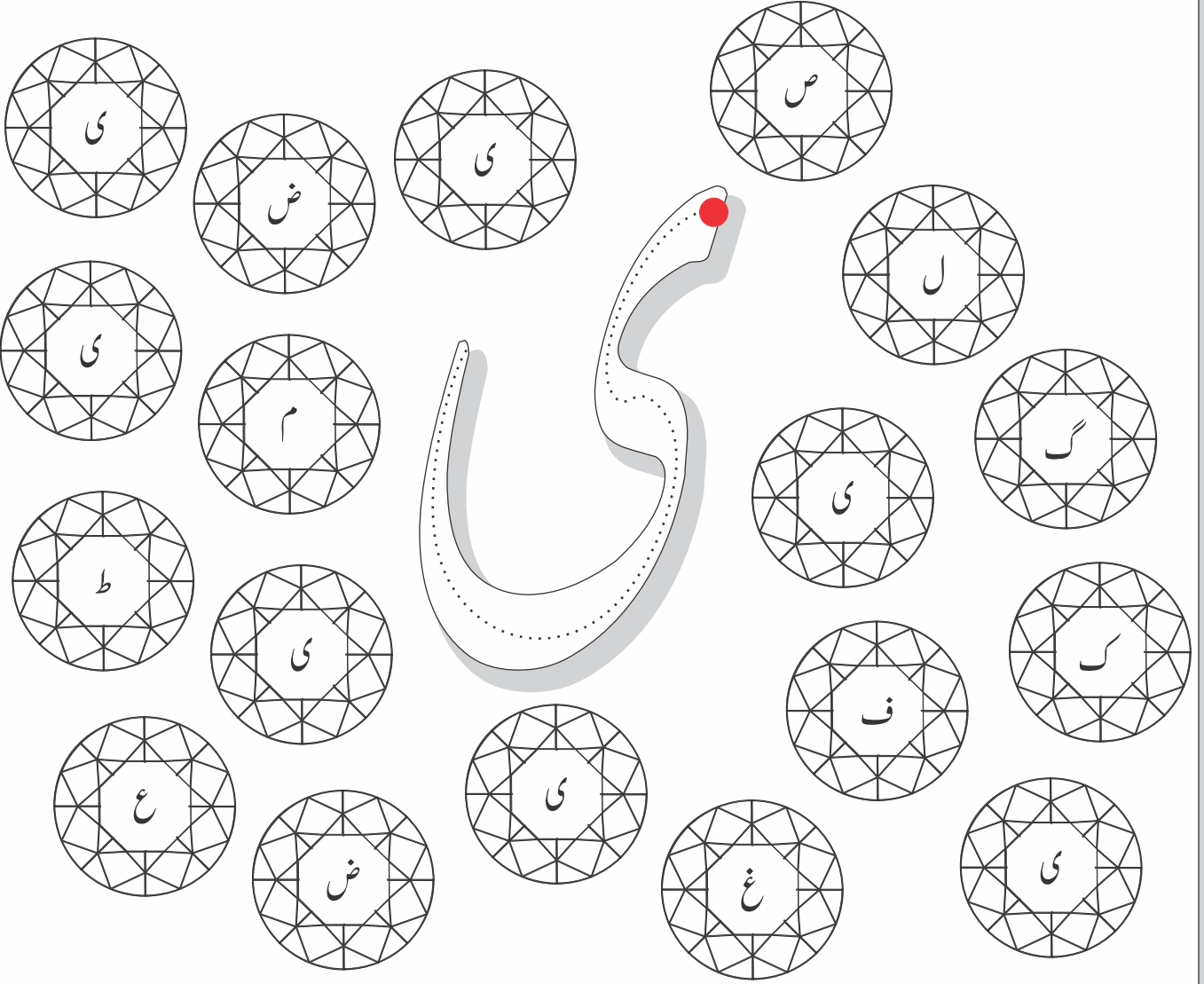




'ی' پر پنسل پھیرئے اور یا قوت میں 'ی' کی نشاندہی کیجئے اور رنگ بھرئئے۔
'ی' سے یا قوت




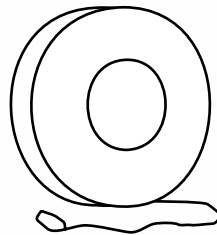

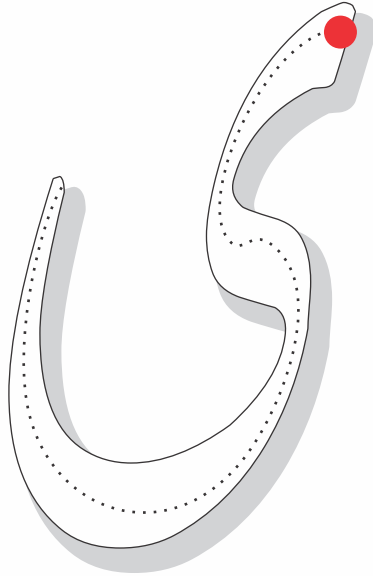
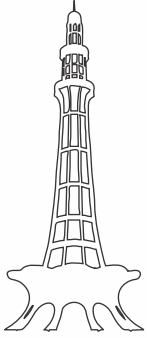


پنسل پھیرئئے:



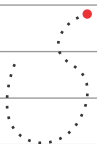


scan QR code for
more worksheets

'ی' پر پنسل پھیرئے اور اس سے شروع ہونے والی اشیاء میں رنگ بھریئے۔




پنسل پھیرئے:



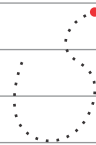
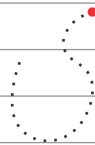
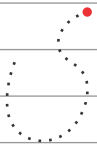



scan QR code for
more worksheets

'ی' پر پنسل پھیرئے اور اُنکلی کی مدد سے رنگ بھریئے۔



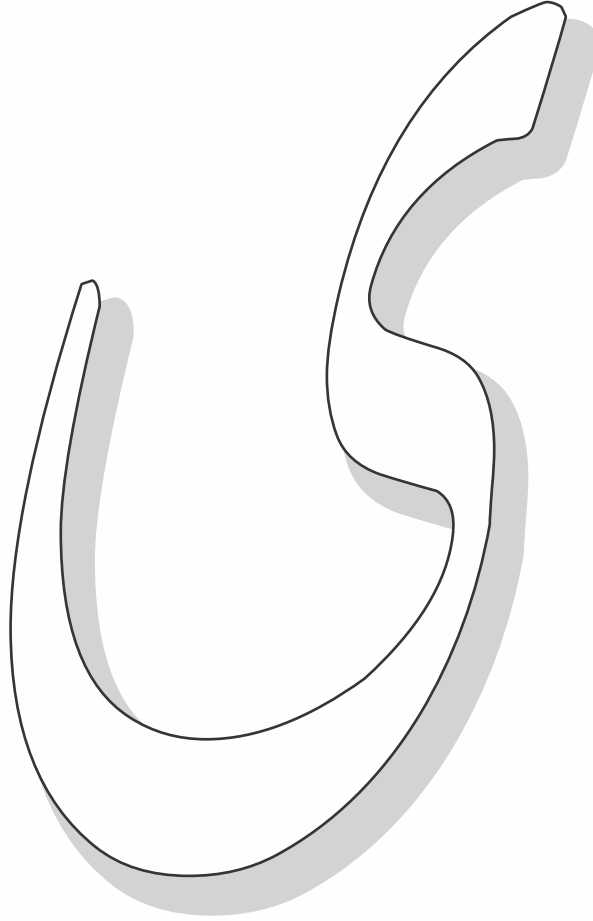
پنسل پھیرئے:



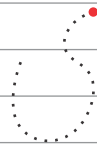
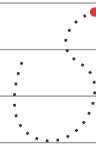
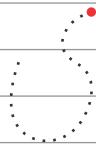
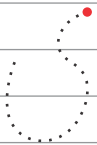



scan QR code for
more worksheets

رنگین کاغذ کاٹ کر 'ی' پر چسپاں کیجیے۔




پنسل پھیرئے:

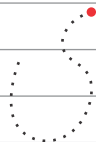
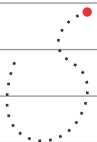
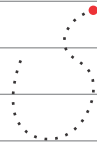

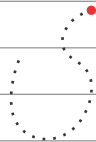
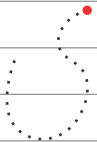


براؤن کاغذ کے ٹکڑے یاک پر چسپاں کیجیے۔

'ی' سے یاک



پنسل پھیریے:



یکہ میں رنگ بھریے اور 'ی' پر پنسل پھیریے۔

'ی' سے یکہ

