





Student Name: \_\_\_\_\_ Date: \_\_\_\_\_

Colour the number ' 2 ' with the help of finger printing:




Trace number 2:






Student Name: \_\_\_\_\_ Date: \_\_\_\_\_

Find and colour the balloons which contain number '2'.



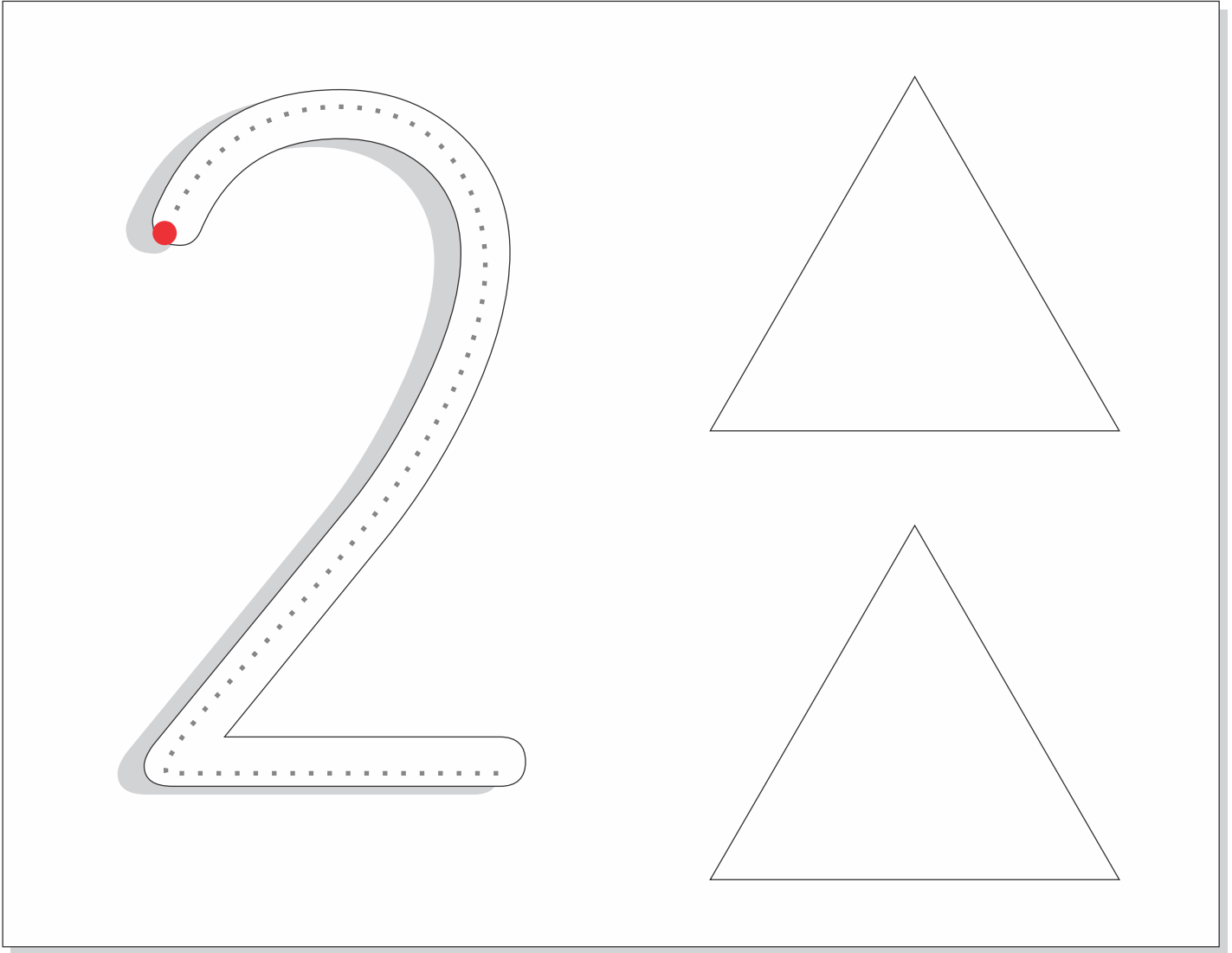
Trace number 2:






Student Name: \_\_\_\_\_ Date: \_\_\_\_\_

Cut 2 triangles and paste it on the outline:



Trace number 2:






scan QR code for  
more worksheets

Student Name: \_\_\_\_\_ Date: \_\_\_\_\_

Colour the things which are 2 in number:



Trace number 2:





scan QR code for  
more worksheets

Student Name: \_\_\_\_\_ Date: \_\_\_\_\_

Colour the elephants and trace number ' 2 '.

