
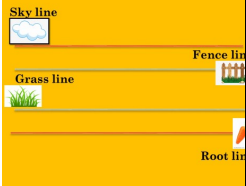
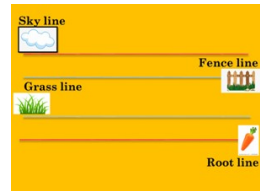


	<p>letter A. write small and capital letter 'Aa' side by side on the board and ask students to repeat small a / capital A.</p> <p>Guided practice: Put one play dough on each table and encourage students to share it for letter activity. Demonstrate how to form letter 'Aa' (both capital and small) with play dough. Help each child to make letter 'Aa' with play dough. As the students are making letter Aa walk around, monitor and offer lots of encouragement. Ask everyone questions (e.g. What letter is this?)</p> <p>Focused Task:</p> <p>A is for alligator:</p> <p>Take Prints of capital letter A. Cut out the letter A. Take a white paper and draw small triangles as teeth of alligator. Help students to glue the teeth of alligator pieces. Glue 2 googly eyes to the alligator.</p> <p>Ask students to open book page 8 and look at the capital and small letter A. Ask them to move their fingers on letter Aa. Read aloud the words starting with 'Aa' and ask students to read after you with correct pronunciation. 'Aa' vocabulary words are: arm, arrow, actor, ankle, astronaut, avocado, animals, alphabet</p> <p>Wrap up: Show the vocabulary flashcard of letter 'Aa' and ask the names and their beginning sound.</p> <p>Reflection :</p>	20 mins		<p>Play dough</p> <p>cutout of capital A on green paper, white paper for teeth, googly eyes, glue</p>  <p>book pg. no. 8</p>
		5 mins		

	<p>line.</p> <p>Guided practice</p> <p>Provide students mini white board and markers. Ask them to write small 'a' on board.</p> <p>Focused Task:</p> <p>Provide them worksheet in which they have to colour the apron and trace small letter 'a'.</p> <p>Wrap up: What is the beginning sound of apron and actor?</p> <p>Reflection :</p>	<p>20 mins</p> <p>5 mins</p>		
--	---	------------------------------	--	---

Language & Literacy		Class: Nursery		Title: Letter Aa		Day: 3		Time:- 40 mins	
Learning Outcomes	Activity Plan/Methodology	Time	Assessment of Learning	Resources					
<p>Upon the completion of this lesson, Students will be able to:</p> <p>Identify the name, sound, action, vocabulary and formation of capital letter A</p>	<p>Recap: Teacher will show flashcards of letter 'a' and all vocabulary words</p> <p>We Are Learning to: Identify the letter Aa, its sound, action and its related vocabulary Formation of letter A with a correct sequence of movement</p> <p>What I am looking for: How well you identify the capital letter A and its vocabulary.</p> <p>Gained skill: This will help us to improve our listening, speaking, reading skills.</p> <p>Introduction: Show the flashcard of capital letter 'A' ask letter name. Invite students whose name begins with letter A come to the front of the class. Next ask their names and write on board and tell them that all written names begin with capital letter and the other items begin with small letters. Ask students to write capital A in the air. Use the capital letter A formation such as diagonal line up, diagonal line down and a short line across. Give ample opportunity to write capital A in air before tracing. Draw four lines and tell students about the names of lines as shown in the picture tell them capital letter A is starts from sky line and end on the grass line.</p>	5 mins	<p>Students will be assessed on Identifying the name, sound, action vocabulary, and formation capital letter A</p>	<p>flashcards</p> 					
	10 mins								

Language & Literacy		Class: Nursery	Title: Letter Aa	Day: 4	Time:- 40 mins
Learning Outcomes	Activity Plan/Methodology	Time	Assessment of Learning	Resources	
<p>Upon the completion of this lesson, Students will be able to:</p> <p>Identify the name, sound, action vocabulary and letter formation of Aa</p>	<p>Recap: Show the flashcard of small letter 'a' and ask which letter is this? Ask sound. Show the flashcard of capital letter A ask the letter name and its vocabulary.</p> <p>We Are Learning to: Identify the letter Aa, its sound , action and its related vocabulary</p> <p>Formation of capital and small letter Aa with a correct sequence of movement</p> <p>What I am looking for: How well you identify the letter Aa sound, action and its vocabulary.</p> <p>Gained skill: This will help us to improve our listening, speaking, reading and writing skills.</p> <p>Introduction:</p> <p>Write capital and small letter Aa in the air and ask students to observe and guess what you are writing. Encourage students to use small and capital Aa words. Show letter Aa vocabulary words through ppt and ask students to revise all words. Encourage students to tell any other word start with Aa which is not shown on ppt.</p>	<p>5 mins</p> <p>10 mins</p>	<p>Students will be assessed on</p> <p>Identifying the name, sound, action vocabulary, and formation of capital and small letter "Aa".</p>	<p>Flash cards</p> <p>ppt</p>	

	<p>Guided practice</p> <p>Write letter Aa onto the board. Get a soft ball and throw it to a student. They must say a word beginning with letter Aa and then throw the ball back to the teacher or another student. Repeat this activity with all students.</p> <p>Place salt tray on a small stool. Invite students one by one to take turns and trace letter Aa on salt with their index finger.</p> <p>Focused task:</p> <p>Ask students to open book page 9. Ask them to look at pictures and tell their names. Ask each word and its beginning sound one by one. Tell students that beginning sound of these words is missing. Write beginning sound to complete these words. Help them to trace and write 'Aa' given at the bottom of the page.</p> <p>Wrap up: What is the initial sound in astronaut and animals</p> <p>Reflection :</p>	20 mins		Salt Tray Book page 9
		5 mins		

Language & Literacy		Class: Nursery	Title: Letter Aa	Day: 5	Time:- 40 mins
Learning Outcomes	Activity Plan/Methodology	Time	Assessment of Learning	Resources	
<p>Upon the completion of this lesson, Students will be able to:</p> <p>Identify the name, sound, action, vocabulary and formation of letter Aa</p>	<p>Recap: Show the flashcard of small letter 'a' and ask which letter is this? Ask sound. Show the flashcard of capital letter A. Recall all vocabulary through flashcards.</p> <p>We Are Learning to: Identify the letter Aa, its sound, action and its related vocabulary Formation of small and capital Aa with a correct sequence of movement</p> <p>What I am looking for: How well you identify the letter Aa sound, action and its vocabulary.</p> <p>Gained skill: This will help us to improve our listening, speaking, reading and writing skills.</p> <p>Introduction: Organize sand letter prior to tracing letter 'Aa' on the copy. Demonstrate how to trace the letter using the index and the middle finger. Ask them to trace it 2, 3 times.</p> <p>Guided practice: Students love writing on board. After teaching letter give chalk/marker to a student and ask him/her to write the letter onto the board as large as they can. Try to involve whole class.</p> <p>Focused Task: Ask students to open their copies. Write letter 'Aa' on copy. Give them a set amount of time to complete the task and monitor their progress.</p> <p>Wrap up: what is initial sound of alphabet and ankle.</p> <p>Reflection :</p> <p>Homework: Write letter 'Aa' on copy</p>	<p>3 mins</p> <p>5mins</p> <p>30 mins</p> <p>2 mins</p>	<p>Students will be assessed on</p> <p>Identifying the name, sound, action vocabulary, and formation of small and capital letter "Aa".</p>	<p>Flash cards</p> <p>Sand letter</p> <p>chalks/markers</p> <p>Copy work</p>	