

Language & Literacy		Class: Nursery		Title: Letter Oo		Day: 1		Time:- 40 mins	
Learning Outcomes		Activity Plan/Methodology			Time	Assessment of Learning	Resources		
<p>Upon the completion of this lesson, Students will be able to:</p> <p>Identify the name, sound, action, vocabulary and formation of 'Oo'</p>		<p>Recap: Students will be shown letters “Aa” “Bb”, “Cc”, “Dd”, “Ee”, “Ff”, “Gg”, “Hh”, “Ii”, “Jj”, “Kk”, “Ll”, “Mm”, and “Nn,” flashcards and will be asked to recall their names, sounds and actions. Play and sing ‘abcd’ song with students.</p> <p>https://youtu.be/7lh8MZshGSs</p>			5 mins	<p>Students will be assessed on</p> <p>Identifying the name, sound, action, vocabulary, and formation of small and capital letter “Oo”.</p>	Flash cards		
		<p>We Are Learning to: Identify the letter Oo, its sound, action and its related vocabulary. Formation of Oo with a correct sequence of movement</p> <p>What I am looking for: How well you identify the letter ‘Oo’ sound, action and its vocabulary.</p> <p>Gained skill: This will help us to improve our listening, speaking and writing skills.</p> <p>Introduction:</p> <p>Play letter Oo vocabulary video:</p> <p>https://youtu.be/oWbY5EKys6O</p> <p>Sing along the song with students two or three times and reinforce letter ‘Oo’ vocabulary. Ask them to repeat the name of the letter. Ask them to repeat sound several times. Show small letter o. Ask letter name and its sound.</p>			10 mins				

Repeat letter sound again and again. Show capital letter 'O'. Tell students this is capital letter O. write small and capital letter Oo side by side on the board and ask students to repeat small o / capital O.

Guided practice:

Put one play dough on each table and encourage students to share it for letter activity. Demonstrate how to form letter 'Oo (both capital and small) with play dough. Help each student to make letter 'Oo' with playdough. As the students are making letter Oo walk around, monitor and offer lots of encouragement. Ask everyone questions (e.g. What letter is this?

Focused Task: O is for Owl:

Tell students today we are going to make Owl. Ask them when we can see the owl. Have they ever seen? Provide them cut outs of owl shape of brown construction sheet, big round eyes, beak, wings, feet. Ask them paste eyes, wings, beak and feet with the help of glue and make a owl.

Ask students to open book page 42 and look at the capital and small letter Oo. Ask them to move their fingers on letter Oo. Read aloud the words starting with 'Oo' and ask students to read after you with correct pronunciation. 'Oo' vocabulary words are owl, onion, omelet, ox, ostrich, old, olive, oven

Wrap up: Show the vocabulary flashcard of letter 'Oo' and ask the names and their beginning sound.

Reflection

20 mins

5 mins

Play dough

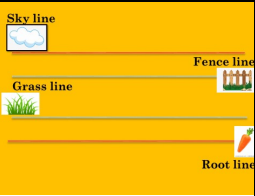

construction sheet


(brown, light brown, orange colours), white and black paper, glue,



book page 42

Language & Literacy		Class: Nursery	Title: Letter Oo	Day: 2	Time:- 40 mins
Learning Outcomes	Activity Plan/Methodology	Time	Assessment of Learning	Resources	
<p>Upon the completion of this lesson, Students will be able to:</p> <p>Identify the name, sound, action, vocabulary and formation of small letter o</p>	<p>Recap: Show the flashcard of letter 'Oo'. Ask which is capital L and which is small l?</p> <p>We Are Learning to: Identify the small letter o, its sound, action and its related vocabulary.</p> <p>What I am looking for: How well you identify the letter o sound, action and its vocabulary.</p> <p>Gained skill: This will help us to improve our listening, speaking skills.</p> <p>Introduction:</p> <p>play jolly phonic song of letter o.</p> <p>https://youtu.be/8SQqsOe5o2U</p> <p>Show flashcard of small letter o. Ask students the letter name and its sound. Show flashcard of owl, onion, omelet, ox, ostrich, old, olive, oven. Ask students to tell the names. Ask the beginning sound of each words. Ask them about the ostrich. Tell them ostrich is a bird but it cannot fly. Ask student to trace small letter 'o' in the air. Use the small letter o formation such as circle to the left. Give ample opportunity to write small o in air before tracing. Draw four lines and tell students about the names of lines as shown in the picture tell them small letter o is written</p>	<p>5 mins</p> <p>10 mins</p>	<p>Students will be assessed on</p> <p>Identifying the name, sound, action, vocabulary, and formation of small letter "o".</p>	<p>Flash cards</p>	

	<p>between fence line and grass line.</p> <p>Guided practice:</p> <p>Provide students mini white boards and markers. Ask them to write small 'o' on board.</p> <p>Take a print on white sheet of small letters a- m. Write capital letter A-M on the bottle caps. Ask students to read letters on sheet and put their matching capital letter bottle cap on it. Repeat this activity with all students.</p> <p>Focused Task:</p> <p>Provide them worksheet in which they have to colour the octopus and trace small letter 'o'.</p> <p>Wrap up: What is the beginning sound of octopus and orange?</p> <p>Reflection :</p>	<p>20 mins</p> <p>5 mins</p>		 <p>Mini boards, markers</p>  <p>worksheet</p>
--	--	------------------------------	--	--

Language & Literacy		Class: Nursery		Title: Letter Oo		Day: 3		Time:- 40 mins	
Learning Outcomes	Activity Plan/Methodology	Time	Assessment of Learning	Resources					
<p>Upon the completion of this lesson, Students will be able to:</p> <p>Identify the name, sound, action, vocabulary and formation of capital letter O</p>	<p>Recap: Teacher will show flashcards of letter 'o' and all vocabulary words.</p> <p>We Are Learning to: Identify the letter Oo its sound, action and its related vocabulary. Formation of letter O with a correct sequence of movement</p> <p>What I am looking for: How well you identify the capital letter O and its vocabulary.</p> <p>Gained skill: This will help us to improve our listening, speaking, reading skills.</p> <p>Introduction:</p> <p>Show the flashcard of capital letter 'O' ask letter name. Invite students whose name begins with letter O to come to the front of the class. Next ask their names and write on board and tell them that all written names begin with capital letter and the other items begin with small letters. Ask students to write capital O in the air. Use the capital letter O formation such as circle to the left. Give ample opportunity to write capital O in air before tracing. Draw four lines and tell students about the names of lines as shown in the picture tell them capital letter O is started from sky line and goes to the grass line and end on the sky line.</p>	<p>5 mins</p> <p>10 mins</p>	<p>Students will be assessed on</p> <p>Identifying the name, sound, action, vocabulary, and formation capital letter O</p>	<p>flashcards</p> 					

	<p>Guided Practice</p> <p>Activity:</p> <p>Bring a cloth bag in class. Put the objects start with letter Oo in it. Invite each student one by one to come and see what we have in the mystery bag. Encourage him/her to identify the objects names and their beginning sound.</p> <p>Focused task:</p> <p>Give students worksheet of orange they will cut the orange paper and paste it on an orange and trace the capital letter O</p> <p>Wrap up: What is the initial sound in olives and old?</p> <p>Reflection:</p> <p>Homework</p> <p>Circle the pictures start with letter O and trace the capital letter O</p>	<p>20 mins</p> <p>5 mins</p>		<p>Mystery bag of objects of letter Oo</p> <p>Worksheet of capital letter O</p> <p>Worksheet</p>
--	---	------------------------------	--	--

Language & Literacy		Class: Nursery	Title: Letter Oo	Day: 4	Time:- 40 mins
Learning Outcomes	Activity Plan/Methodology	Time	Assessment of Learning	Resources	
<p>Upon the completion of this lesson, Students will be able to:</p> <p>Identify the name, sound, action, vocabulary and letter formation of capital and small letter "Oo"</p>	<p>Recap: Show the flashcard of small letter 'o' and ask which letter is this? Ask sound. Show the flashcard of capital letter O ask its sound and vocabulary words.</p> <p>We Are Learning to: Identify the letter Oo, its sound, action and its related vocabulary. Formation of capital and small letter Oo with a correct sequence of movement</p> <p>What I am looking for: How well you identify the letter Oo sound, action and its vocabulary.</p> <p>Gained skill: This will help us to improve our listening, speaking, reading and writing skills.</p> <p>Introduction:</p> <p>Tell students about some snack ideas of foods that start with the letter O: oranges, oatmeal (, okra, orange juice, onion rings, onion flavored chips, Oreos, omelet, or olives. Ask the students which food they like the most with the letter O. Write capital and small letter Oo in the air and ask students to observe and guess what you are writing. Encourage students to use small and capital Oo words. Show letter Oo vocabulary words through ppt and ask students to revise all words. Encourage students to tell any other word start with Oo which is not shown on ppt.</p>	<p>5 mins</p> <p>10 mins</p>	<p>Students will be assessed on</p> <p>Identifying the name, sound, action vocabulary, and formation of capital and small letter "Oo".</p>	<p>Flash cards</p> <p>ppt</p>	

	<p>Guided practice</p> <p>Place the alphabet letter cards (A to O), face-up, on the floor. Students sit in a circle around the cards. Tell everyone to hold up their hands. The teacher then says a letter and the students must race to touch that letter first. The person who touches the letter first picks up the card and keeps it. At the end of the game, the student with the most letter cards is the winner.</p> <p>Place salt tray on a small stool. Invite students one by one to take turns and trace letter Oo on salt with their index finger.</p> <p>Focused task:</p> <p>Ask students to open book page 43. Ask them to look at pictures and tell their names. Ask each word and its beginning sound one by one. Tell students that beginning sound of these words is missing. Write beginning sound to complete these words. Help them to trace and write 'Oo given at the bottom of the page.</p> <p>Wrap up:</p> <p>What is the initial sound in ocean and omelette?</p> <p>Reflection :</p>	20 mins		Alphabet flashcard
		5 mins		Salt Tray
				Book page 43

Language & Literacy		Class: Nursery		Title: Letter Oo		Day: 5		Time:- 40 mins	
Learning Outcomes		Activity Plan/Methodology		Time		Assessment of Learning		Resources	
<p>Upon the completion of this lesson, Students will be able to:</p> <p>Identify the name, sound, action, vocabulary and formation of small and capital letter "Oo".</p>		<p>Recap: Show the flashcard of small letter 'o' and ask which letter is this? Ask sound. Show the flashcard of capital letter 'O'. Recall all vocabulary through flashcards.</p> <p>We Are Learning to: Identify the letter Oo its sound, action and its related vocabulary. Formation of small and capital Oo with a correct sequence of movement</p> <p>What I am looking for: How well you identify the letter Oo sound, action and its vocabulary.</p> <p>Gained skill: This will help us to improve our listening, speaking, reading and writing skills.</p> <p>Introduction:</p> <p>Organize sand letter prior to tracing letter 'Oo' on the copy. Demonstrate how to trace the letter using the index and the middle finger. Ask them to trace it 2, 3 times. After this tell students we have done fourteen letters so we can make three letter words with these letters.</p> <p>Write n o d, l o g, d o g on board and ask students, tell the sounds of letters and try to make words. Ask them tell the words which we already have done in previous classes. Repeat the words again and again with students.</p>		3 mins		<p>Students will be assessed on</p> <p>Identifying the name, sound, vocabulary, action and formation of small and capital letter "Oo".</p>		Flash cards	
		5mins		Sand letter					

	<p>Guided practice:</p> <p>Students love writing on board. After teaching letter give chalk/marker to a student and ask him/her to write the letter onto the board as large as they can. Try to involve whole class.</p> <p>Focused Task:</p> <p>Ask students to open their copies. Write letter 'Oo' on copy. Give them a set amount of time to complete the task and monitor their progress.</p> <p>Wrap up: what is initial sound of October and oval.</p> <p>Reflection :</p> <p>Homework:</p> <p>Write letter 'Oo' on copy. Write nod, log, dog in the end.</p>	30 mins		chalks/markers
		2 mins		copy work