
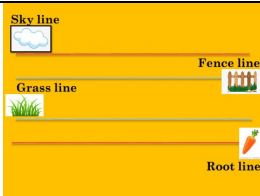
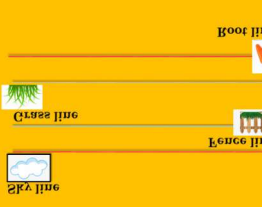


Language & Literacy		Class: Nursery		Title: Letter Nn		Day: 1		Time:- 40 mins	
Learning Outcomes		Activity Plan/Methodology				Time	Assessment of Learning	Resources	
<p>Upon the completion of this lesson, Students will be able to:</p> <p>Identify the name, sound, action, vocabulary and formation of 'Nn'</p>		<p>Recap: Students will be shown letters "Aa", "Bb", "Cc", "Dd", "Ee", "Ff", "Gg", "Hh", "Ii", "Jj", "Kk", "Ll" and "Mm," flashcards and will be asked to recall their names, sounds and actions. Play and sing 'abcd' song with students.</p> <p>https://youtu.be/7lh8MZshGSs</p> <p>We Are Learning to: Identify the letter Nn, its sound, action and its related vocabulary. Formation of Nn with a correct sequence of movement</p> <p>What I am looking for: How well you identify the letter 'Nn' sound, action and its vocabulary.</p> <p>Gained skill: This will help us to improve our listening, speaking and writing skills.</p> <p>Introduction:</p> <p>Play letter Nn vocabulary video:</p> <p>https://youtu.be/xZx53RedAZO</p>				5 mins	<p>Students will be assessed on</p> <p>Identifying the name, sound, action vocabulary, and formation of small and capital letter "Nn."</p>	Flash cards	
		<p>Sing along the song with students two or three times and reinforce letter 'Nn' vocabulary. Ask them to repeat the name of the letter. Ask them to repeat sound several times. Show small letter n. Ask letter name and its sound. Repeat letter sound again and again. Show capital letter 'N'. Tell students this is capital letter N. write small and capital letter 'Nn' side by side on the board and ask students to</p>				10 mins			

	<p>repeat small n / capital N.</p> <p>Guided practice:</p> <p>Put one play dough on each table and encourage students to share it for letter activity. Demonstrate how to form letter 'Nn' (both capital and small) with play dough. Help each student to make letter 'Nn' with playdough. As the students are making letter Nn walk around, monitor and offer lots of encouragement. Ask everyone questions (e.g. What letter is this?)</p> <p>Focused Task: N is for Night:</p> <p>Tell students today we are going to make night. Ask them what we can see on sky during night time. Provide them cut outs of capital letter N of black construction sheet, stars, moons and glue. Ask them paste one moon and many stars randomly on letter N. Tell them on sky we can see only one moon and many stars.</p> <p>Ask students to open book page 38 and look at the capital and small letter Nn. Ask them to move their fingers on letter Nn. Read aloud the words starting with Nn' and ask students to read after you with correct pronunciation. 'Nn' vocabulary words are: neck, nail, nib, net, nurse, nut, nine, napkin.</p> <p>Wrap up: Show the vocabulary flashcard of letter 'Nn' and ask the names and their beginning sound.</p> <p>Reflection :</p>	20 mins		<p>Play dough</p> <p>construction sheet (black colours). glue, cut out of moons and stars</p>  <p>book page 38</p>
		5 mins		

Language & Literacy		Class: Nursery		Title: Letter Nn		Day: 2		Time:- 40 mins	
Learning Outcomes	Activity Plan/Methodology				Time	Assessment of Learning	Resources		
<p>Upon the completion of this lesson, Students will be able to:</p> <p>Identify the name, sound, action, vocabulary and formation of small letter n</p>	<p>Recap: Show the flashcard of letter 'Nn'. Ask which is capital N and which is small n?</p> <p>We Are Learning to: Identify the small letter n, its sound, action and its related vocabulary.</p> <p>What I am looking for: How well you identify the letter n sound, action and its vocabulary.</p> <p>Gained skill: This will help us to improve our listening, speaking skills.</p> <p>Introduction:</p> <p>play jolly phonic song of letter n.</p> <p>https://youtu.be/k8ylStRZtas</p>				5 mins	<p>Students will be assessed on</p> <p>Identifying the name, sound, action, vocabulary, and formation of small letter "n".</p>	Flash cards		
	<p>Show flashcard of small letter n. Ask students the letter name and its sound. Show flashcard of neck, nail, nib, net, nurse, nut, nine, napkin. Ask students to tell the names. Ask the beginning sound of each words. Brainstorm with students for other words that begin with the letter n. Talk to them about these things. You can tell students that the nose is a part of our body, we use it to breathe and smell. Ask student to trace small letter 'n' in the air. Use the small letter n formation such as short line down, draw a hump. Give ample opportunity to write small n in air before tracing. Draw four lines and tell students about the</p>				10 mins				

	<p>names of lines as shown in the picture tell them small letter n is written between fence line and grass line.</p> <p>Guided practice:</p> <p>Provide students mini white boards and markers. Ask them to write small 'n' on board.</p> <p>Focused Task:</p> <p>Provide them worksheet in which they have to colour the objects start with n and trace small letter 'n'.</p> <p>Wrap up: What is the beginning sound of napkin and neck?</p> <p>Reflection :</p>	20 mins 5 mins		 <p>Mini boards, markers</p> <p>Worksheet</p>
--	--	---	--	--

Language & Literacy		Class: Nursery	Title: Letter Nn	Day: 3	Time:- 40 mins
Learning Outcomes	Activity Plan/Methodology	Time	Assessment of Learning	Resources	
<p>Upon the completion of this lesson, Students will be able to:</p> <p>Identify the name, sound, action, vocabulary and formation of capital letter N</p>	<p>Recap: Teacher will show flashcards of letter 'n' and all vocabulary words</p> <p>We Are Learning to: Identify the letter Nn its sound, action and its related vocabulary. Formation of letter L with a correct sequence of movement</p> <p>What I am looking for: How well you identify the capital letter N and its vocabulary.</p> <p>Gained skill: This will help us to improve our listening, speaking, reading skills.</p> <p>Introduction:.</p> <p>Show the flashcard of capital letter 'N' ask letter name. Invite students whose name begins with letter N to come to the front of the class. Next ask their names and write on board and tell them that all written names begin with capital letter and the other items begin with small letters. Ask students to write capital N in the air. Use the capital letter N formation such as up, down, up. Give ample opportunity to write capital N in air before tracing. Draw four lines and tell students about the names of lines as shown in the picture tell them capital letter N is started from grass line and end to the grass line.</p>	<p>5 mins</p> <p>10 mins</p>	<p>Students will be assessed on</p> <p>Identifying the name, sound, action, vocabulary, and formation capital letter N</p>	<p>flashcards</p>  <p>Numbers flash cards</p>	

	<p>Guided Practice:</p> <p>Tell students word numbers is also started with N. ask them some numbers. Display number flash cards of digit and word (1-10) on the board. Students read and spell out each number for example 1 o-n-e and show one object, 2 t-w-o, and point to the eyes, and so on.</p> <p>Focused task:</p> <p>Give students worksheet and ask them colour the capital letter N and trace it</p> <p>Wrap up: What is the initial sound in nest and nails?</p> <p>Reflection:</p> <p>Homework</p> <p>Match the pictures with letter N</p>	<p>20 mins</p> <p>5 mins</p>		<p>and number names flash cards</p> <p>Worksheet of capital letter N</p> <p>Matching worksheet</p>
--	---	------------------------------	--	---

Language & Literacy		Class: Nursery	Title: Letter Nn	Day: 4	Time:- 40 mins
Learning Outcomes	Activity Plan/Methodology	Time	Assessment of Learning	Resources	
<p>Upon the completion of this lesson, Students will be able to:</p> <p>Identify the name, sound, action vocabulary and letter formation of capital and small letter "Nn"</p>	<p>Recap: Show the flashcard of small letter 'n' and ask which letter is this? Ask sound. Show the flashcard of capital letter N ask its sound and vocabulary words.</p> <p>We Are Learning to: Identify the letter Nn, its sound, action and its related vocabulary. Formation of capital and small letter Nn with a correct sequence of movement</p> <p>What I am looking for: How well you identify the letter Nn sound, action and its vocabulary.</p> <p>Gained skill: This will help us to improve our listening, speaking, reading and writing skills.</p> <p>Introduction:</p> <p>Ask parents to send the newspaper. Ask students to take turns to bring a newspaper to school. Put up a 'News Corner' in the class, consisting of birthdays and other events so students understand the concept of news. Write capital and small letter Nn in the air and ask students to observe and guess what you are writing. Encourage students to use small and capital Nn words. Show letter Nn vocabulary words through ppt and ask students to revise all words. Encourage students to tell any other word start with Nn which is not shown on ppt.</p>	<p>5 mins</p> <p>10 mins</p>	<p>Students will be assessed on</p> <p>Identifying the name, sound, action, vocabulary and formation of capital and small letter "Nn".</p>	<p>Flash cards</p> <p>Newspaper</p> <p>ppt</p>	

Language & Literacy		Class: Nursery	Title: Letter Nn	Day: 5	Time:- 40 mins
Learning Outcomes	Activity Plan/Methodology	Time	Assessment of Learning	Resources	
<p>Upon the completion of this lesson, Students will be able to:</p> <p>Identify the name, sound, action, vocabulary and formation of small and capital letter "Nn".</p>	<p>Recap: Show the flashcard of small letter 'n' and ask which letter is this? Ask sound. Show the flashcard of capital letter n. Recall all vocabulary through flashcards.</p> <p>We Are Learning to: Identify the letter Nn its sound, action and its related vocabulary. Formation of small and capital Nn with a correct sequence of movement</p> <p>What I am looking for: How well you identify the letter Nn sound, action and its vocabulary.</p> <p>Gained skill: This will help us to improve our listening, speaking, reading and writing skills.</p> <p>Introduction:</p>	3 mins	<p>Students will be assessed on</p> <p>Identifying the name, sound, action vocabulary, and formation of small and capital letter "Nn".</p>	Flash cards	
	<p>Organize sand letter prior to tracing letter' Nn on the copy. Demonstrate how to trace the letter using the index and the middle finger. Ask them to trace it 2, 3 times. After this tell students we have done fourteen letters so we can make three letter words with these letters. Write n i b, n i l, on board and ask students, tell the sounds of letters and try to make words. Ask them tell the words which we already have done in previous classes. Repeat the words again and again with students.</p>	5mins		Sand letter	

	<p>Guided practice:</p> <p>Students love writing on board. After teaching letter give chalk/marker to a student and ask him/her to write the letter onto the board as large as they can. Try to involve whole class.</p> <p>Focused Task:</p> <p>Ask students to open their copies. Write letter 'Nn' on copy. Give them a set amount of time to complete the task and monitor their progress.</p> <p>Wrap up: what is initial sound of net and night.</p> <p>Reflection :</p> <p>Homework:</p> <p>Write letter 'Nn' on copy. Write nib, nil in the end.</p>	30 mins		chalks/markers
		2 mins		copy work