
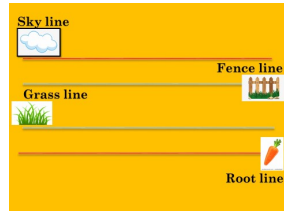


	<p>to repeat small m / capital M.</p> <p>Guided practice:</p> <p>Put one play dough on each table and encourage students to share it for letter activity. Demonstrate how to form letter 'Mm' (both capital and small) with play dough. Help each student to make letter 'Mm' with playdough. As the students are making letter Mm walk around, monitor and offer lots of encouragement. Ask everyone questions (e.g. What letter is this?)</p> <p>Focused Task: m is for mango</p> <p>Provide students cutout of mango on white construction sheet, yellow paper bits, leaf cutouts on green construction paper and glue. Help to glue paper bits and leaf to make a yummy mango.</p> <p>Ask students to open book page 36 and look at the capital and small letter Mm. Ask them to move their fingers on letter Mm. Read aloud the words starting with 'Mm' and ask students to read after you with correct pronunciation. 'Mm' vocabulary words are: map, melon, mirror ,mop ,mask, moon ,mango ,mug</p> <p>Wrap up: Show the vocabulary flashcard of letter 'Mm' and ask the names and their beginning sound.</p> <p>Reflection :</p>	<p>20 mins</p> <p>5 mins</p>		<p>Play dough</p> <p>white construction paper, yellow paper(cut into small pieces), glue, green construction paper(leaf cutouts)</p>  <p>book page 36</p>
--	--	------------------------------	--	---

Language & Literacy		Class: Nursery	Title: Letter Mm	Day: 2	Time:- 40 mins
Learning Outcomes	Activity Plan/Methodology	Time	Assessment of Learning	Resources	
<p>Upon the completion of this lesson, Students will be able to:</p> <p>Identify the name, sound, action, vocabulary and formation of small letter m</p>	<p>Recap: Show the flashcard of letter 'Mm'. Ask which is capital M and which is small m?</p> <p>We Are Learning to: Identify the small letter m, its sound, action and its related vocabulary.</p> <p>What I am looking for: How well you identify the letter m sound, action and its vocabulary.</p> <p>Gained skill: This will help us to improve our listening, speaking skills.</p> <p>Introduction:</p> <p>play jolly phonic song of letter m</p> <p>https://www.youtube.com/watch?v=NOiNSTsIvfA</p> <p>Show flashcard of small letter m. Ask student the letter name and its sound. Talk about morning routine of students. Tell when you wake up in morning? What do we have for eating in the morning? Show all letter 'm' cards and ask students to tell the names. Ask the beginning sound of each word. Ask student to trace small letter 'm' in the air. Use the small letter m formation such short line down, draw a hump, and draw a hump. Give ample opportunity to write small m in air before tracing. Draw four lines and tell students about the names of lines as shown in the picture tell them small letter m is written</p>	<p>5 mins</p> <p>10 mins</p>	<p>Students will be assessed on</p> <p>Identifying the name, sound, action, vocabulary, and formation of small letter "m".</p>	<p>Flash cards</p> 	

between fence and grass line.

Guided practice:

Provide students mini white boards and markers. Ask them to write small letter 'm' on board.

Take a print on white sheet of small letters a- m. Write capital letter A-M on the back of disposable glasses. Ask students to read letters on sheet and put their matching capital letter glass on it. Repeat this activity with all students.

Focused Task:

Provide them worksheet in which they have to colour the mango and trace small letter 'm'.

Wrap up: What is the beginning sound of map and melon?

Reflection :

20 mins

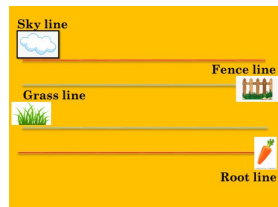
5 mins

Mini boards, markers,



disposable glass,
printed small letter
sheet

worksheet

Language & Literacy		Class: Nursery		Title: Letter Mm		Day: 3		Time:- 40 mins	
Learning Outcomes	Activity Plan/Methodology	Time	Assessment of Learning	Resources					
<p>Upon the completion of this lesson, Students will be able to:</p> <p>Identify the name, sound, action, vocabulary and formation of capital letter M</p>	<p>Recap: Teacher will show flashcards of letter 'm' and all vocabulary words</p> <p>We Are Learning to: Identify the letter Mm, its sound, action and its related vocabulary. Formation of letter M with a correct sequence of movement</p> <p>What I am looking for: How well you identify the capital letter M and its vocabulary.</p> <p>Gained skill: This will help us to improve our listening, speaking, reading skills.</p> <p>Introduction:</p> <p>Place flash cards Aa-Ll in a basket. Ask a few students to pick out one letter each. While singing the Alphabet song, ask each student to come up in turns and place the letters in order from A to L, on the board. Once you reach the letter l ask them to guess which letter comes next. Once they tell you, place the flashcard M on the board. Ask students to write capital M in the air. Use the capital letter M formation such as up down, up down. Give ample opportunity to write capital M in air before tracing. Draw four lines and tell students about the names of lines as shown in the picture tell them capital letter M starts from grass line towards sky line and ends on grass line</p>	5 mins	<p>Students will be assessed on</p> <p>Identifying the name, sound, action vocabulary, and formation capital letter M</p>	<p>flashcards</p> 					
	10 mins								

	<p>Guided Practice</p> <p>Hold the flashcard letter up in front of each student and let them trace the letter on the card with their 'magic' finger. Then the teacher, using his/her magic finger, traces the letter in the air and the students follow. The teacher and the students can then use their magic fingers to trace the letter on all sorts of fun places. For example, "Draw 'M' on your hand. Now on the floor. Now on your partner's back. Now on your cheek. Now on the wall. Now on your foot", Now on the table, on your tummy etc.</p> <p>Focused task:</p> <p>Give students worksheet and ask them to colour mug and trace capital M.</p> <p>Wrap up: What is the initial sound in mirror and mop?</p> <p>Reflection:</p> <p>Homework:</p> <p>Paste the picture of monkey and trace the letter M</p>	<p>20 mins</p> <p>5 mins</p>		<p>Worksheet of capital letter M</p> <p>Worksheet</p>
--	---	------------------------------	--	---

Language & Literacy		Class: Nursery		Title: Letter Mm		Day: 4		Time:- 40 mins	
Learning Outcomes		Activity Plan/Methodology				Time	Assessment of Learning		Resources
<p>Upon the completion of this lesson, Students will be able to:</p> <p>Identify the name, sound, action, vocabulary and letter formation of capital and small letter "Mm"</p>		<p>Recap: Show the flashcard of small letter 'm' and ask which letter is this? Ask sound. Show the flashcard of capital letter M.</p> <p>We Are Learning to: Identify the letter Mm, its sound, action and its related vocabulary. Formation of capital and small letter Mm with a correct sequence of movement</p> <p>What I am looking for: How well you identify the letter Mm sound, action and its vocabulary.</p> <p>Gained skill: This will help us to improve our listening, speaking, reading and writing skills.</p> <p>Introduction:</p> <p>Write capital and small letter Mm in the air and ask students to observe and guess what you are writing. Encourage students to use small and capital Mm words. Show letter Mm vocabulary words through ppt and ask students to revise all words. Encourage students to tell any other word start with Mm which is not shown on ppt. Explain that a moth is like a butterfly, but they are usually less brightly coloured and they fly at night, not in the day.</p>				5 mins	<p>Students will be assessed on</p> <p>Identifying the name, sound, action, vocabulary, and formation of capital and small letter Mm</p>		Flash cards
						10 mins			

Language & Literacy		Class: Nursery		Title: Letter Mm		Day: 5		Time:- 40 mins	
Learning Outcomes	Activity Plan/Methodology				Time	Assessment of Learning	Resources		
<p>Upon the completion of this lesson, Students will be able to:</p> <p>Identify the name, sound, action, vocabulary and formation of small and capital letter "Mm".</p>	<p>Recap: Show the flashcard of small letter 'm' and ask which letter is this? Ask sound. Show the flashcard of capital letter M. Recall all vocabulary through flashcards.</p> <p>We Are Learning to: Identify the letter Mm its sound , action and its related vocabulary</p> <p>Formation of small and capital Mm with a correct sequence of movement</p> <p>What I am looking for: How well you identify the letter Mm sound, action and its vocabulary.</p> <p>Gained skill: This will help us to improve our listening, speaking, reading and writing skills.</p> <p>Introduction:</p> <p>Organize sand letter prior to tracing letter' Mm on the copy. Demonstrate how to trace the letter using the index and the middle finger. Ask them to trace it 2, 3 times. After this tell students we have done thirteen letters now we can make three letter words with these letters. Write m a d ,m a g, on board and ask students tell the sounds of letters and try to make words. Repeat the words again and again with students.</p>				<p>3 mins</p> <p>5mins</p>	<p>Students will be assessed on</p> <p>Identifying the name, sound, action vocabulary, and formation of small and capital letter "Mm".</p>	<p>Flash cards</p> <p>Sand letter</p>		

